

# Oregon State Head Coaches


## Year-By-Year Records

Year	Coach	Overall	League	Place
1907	F.C. McReynolds	5-2	-	-
1908	Joe Fay	11-4	-	Oregon Collegiate Champs
1909	Otto Moore	5-4	-	-
1910	Felder Jones	13-4-1	-	Northwest Collegiate Champs
1911	Frederick Walker	8-7	-	-
1912	E.J. Stewart	5-9	-	-
1913	Jesse Garrett	7-10	4-4	1st tie, Northern Division West
1914	Wilkie Clark	7-9	1-7	3rd, Northern Division West
1915	Roy Goble	13-8	5-1	1st, Northern Division West
1916	Hans Loof	10-9-1	5-3	1st, Northern Division West
1917	No team - World War I			
1918	J.D. Baldwin	4-6	-	-
1919	Jimmie Richardson	7-7	2-5	2nd, Northern Division West
1920	Jimmie Richardson	12-11	11-8	-, Northern Division
1921	Jimmie Richardson	11-8-1	5-7-1	-, Northern Division
1922	Guy Rathbun	13-8	9-8	3rd, Northern Division
1923	Ralph Coleman	10-6	8-6	-, Northern Division
1924	Ralph Coleman	16-8-1	11-8	3rd, Northern Division
1925	Ralph Coleman	11-2	11-2	1st, Northern Division
1926	Ralph Coleman	6-7	2-6	3rd, Northern Division West
1927	Ralph Coleman	13-5	5-3	1st tie, Northern Division West
1928	Ralph Coleman	8-6	3-5	3rd, Northern Division West
1929	Roy Lamb	10-9	8-8	3rd tie, Northern Division
1930	Ralph Coleman	16-6	10-6	2nd, Northern Division
1931	Ralph Coleman	9-10	7-9	3rd tie, Northern Division
1932	Slats Gill	10-9	8-8	3rd, Northern Division
1933	Slats Gill	9-5	-	-
1934	Slats Gill	10-15	5-11	5th, Northern Division
1935	Slats Gill	11-11	8-8	3rd tie, Northern Division
1936	Slats Gill	8-16	7-9	4th, Northern Division
1937	Slats Gill	8-14	4-12	4th, Northern Division
1938	Ralph Coleman	18-7	10-6	1st tie, Northern Division
1939	Ralph Coleman	15-9	7-8	3rd, Northern Division
1940	Ralph Coleman	19-5	13-3	1st, Northern Division
1941	Ralph Coleman	15-10	8-8	3rd, Northern Division
1942	Ralph Coleman	14-8	8-6	3rd, Northern Division
1943	Ralph Coleman	14-6	12-4	1st tie, Northern Division
1944	No team - World War II			
1945	No team - World War II			
1946	Ralph Coleman	16-10	10-6	2nd, Northern Division
1947	Ralph Coleman	14-11	6-10	4th, Northern Division
1948	Ralph Coleman	7-7	4-7	4th, Northern Division
1949	Ralph Coleman	15-8	8-7	3rd, Northern Division
1950	Ralph Coleman	7-12	5-9	4th, Northern Division
1951	Ralph Coleman	23-6	10-4	1st, Northern Division
1952	Ralph Coleman	27-12	10-6	1st, Northern Division
1953	Ralph Coleman	15-9	8-3	2nd, Northern Division
1954	Ralph Coleman	12-8	10-6	2nd tie, Northern Division
1955	Ralph Coleman	15-10	8-4	2nd, Northern Division
1956	Ralph Coleman	17-13	7-8	3rd, Northern Division
1957	Ralph Coleman	18-13	8-7	2nd, Northern Division
1958	Ralph Coleman	18-11	10-4	1st, Northern Division
1959	Ralph Coleman	21-7	7-6	4th, Northern Division
1960	Ralph Coleman	18-5	7-5	2nd, Northern Division
1961	Ralph Coleman	27-14	8-6	2nd, Northern Division
1962	Ralph Coleman	26-6	11-4	1st, Northern Division
1963	Ralph Coleman	23-12	11-4	1st, Northern Division
1964	Ralph Coleman	25-11	8-8	3rd, Northern Division
1965	Ralph Coleman	15-19	7-11	3rd, Northern Division
1966	Ralph Coleman	18-17	4-13	4th, Northern Division
1967	Gene Tanselli	23-13	9-6	3rd tie, Pacific-8
1968	Gene Tanselli	23-13-1	6-12	7th, Pacific-8
1969	Gene Tanselli	17-20-1	9-12	5th, Pacific-8
1970	Gene Tanselli	19-15	5-6	2nd, Northern Division
1971	Gene Tanselli	18-17	6-10	3rd, Northern Division
1972	Gene Tanselli	13-24	2-15	4th, Northern Division
1973	Jack Riley	15-20-1	5-13	4th, Northern Division
1974	Jack Riley	16-23	6-12	3rd tie, Northern Division
1975	Jack Riley	28-10-1	13-5	1st tie, Northern Division
1976	Jack Riley	31-15	12-6	2nd, Northern Division
1977	Jack Riley	31-17	12-6	2nd, Northern Division
1978	Jack Riley	22-22-2	6-9	3rd, Northern Division
1979	Jack Riley	21-25	4-11	3rd, Northern Division
1980	Jack Riley	33-16	8-9	2nd, Northern Division
1981	Jack Riley	29-14-1	11-7	2nd tie, Northern Division
1982	Jack Riley	29-15	16-8	1st, Northern Division
1983	Jack Riley	27-17	17-7	1st, Northern Division
1984	Jack Riley	22-23	11-11	4th, Northern Division
1985	Jack Riley	34-17	12-12	3rd tie, Northern Division
1986	Jack Riley	39-15	18-5	1st, Northern Division
1987	Jack Riley	31-15	15-9	2nd, Northern Division
1988	Jack Riley	30-19	14-10	2nd, Northern Division

Year	Coach	Overall	League	Place
1989	Jack Riley	27-23	15-9	2nd tie, Northern Division
1990	Jack Riley	30-22	15-9	2nd, Northern Division
1991	Jack Riley	28-20	12-8	2nd, Northern Division
1992	Jack Riley	23-30	10-20	6th, Northern Division
1993	Jack Riley	31-18	20-10	2nd, Northern Division
1994	Jack Riley	35-16	22-8	1st, Northern Division
1995	Pat Casey	25-24-1	14-16	4th tie, Northern Division
1996	Pat Casey	32-16-1	14-10	2nd, Northern Division
1997	Pat Casey	38-12-1	18-6	2nd, Northern Division
1998	Pat Casey	35-14-1	15-9	2nd, Northern Division
1999	Pat Casey	19-35	7-17	8th, Pacific-10
2000	Pat Casey	28-27	9-15	6th, Pacific-10
2001	Pat Casey	31-24	11-13	6th, Pacific-10
2002	Pat Casey	31-23	10-14	6th, Pacific-10
2003	Pat Casey	25-28	7-17	8th tie, Pacific-10
2004	Pat Casey	31-22	10-14	6th tie, Pacific-10
2005	Pat Casey	46-12	19-5	1st, Pacific-10
2006	Pat Casey	50-16	16-7	1st, Pacific-10; NCAA champions
2007	Pat Casey	49-18	10-14	6th, Pacific-10; NCAA champions
2008	Pat Casey	28-24	11-13	6th tie, Pacific-10
2009	Pat Casey	37-19	15-12	3rd tie, Pacific-10

**TOTAL 1,940-1,310-15 848-628 23 PENNANTS**

**NOTE:** From 1967 on, records include only games against NCAA or NAIA four-year schools. For polls, ABCA denotes American Baseball Coaches Association/USA Today; BA denotes Baseball America magazine; CB denotes Collegiate Baseball newspaper; NCBWA denotes National Collegiate Baseball Writers Association.



Pat Casey



Jack Riley

## All-Time Coaching Records

Name	Years	Overall	Pct.	League	Pct.	1st
F.C. McReynolds	1907 (1)	5-2	.714	-	-	0
Joe Fay	1908 (1)	11-4	.733	-	-	1
Otto Moore	1909 (1)	5-4	.556	-	-	0
Felder Jones	1910 (1)	13-4-1	.750	-	-	1
Walker	1911 (1)	8-7	.533	-	-	0
E.J. Stewart	1912 (1)	5-9	.357	-	-	0
Jesse Garrett	1913 (1)	7-10	.412	4-4	.500	1
Wilkie Clark	1914 (1)	7-9	.438	1-7	.125	0
Roy Goble	1915 (1)	13-8	.619	5-1	.833	1
Hans Loof	1916 (1)	10-9-1	.525	5-3	.625	1
J.D. Baldwin	1918 (1)	4-6	.400	-	-	0
Jimmie Richardson	1919-21 (3)	30-26-1	.535	18-20-1	.474	0
Guy Rathbun	1922 (1)	13-8	.619	9-8	.529	0
Ralph Coleman	1923-28, 1930-31, 1938-66 (35)	561-316-1	.640	279-218	.561	10
Roy Lamb	1929 (1)	10-9	.526	8-8	.500	0
Slats Gill	1932-37 (6)	56-70	.444	32-48	.400	0
Gene Tanselli	1967-72 (6)	113-102-2	.525	37-61	.378	0
Jack Riley	1973-94 (22)	613-411-5	.596	274-101	.731	5
Pat Casey	1995-present (15)	505-314-4	.616	186-182	.505	2



## Year-By-Year Results

at - denotes games on opponents' home field; vs. - denotes games on neutral field; all others are games at Oregon State's Goss Stadium at Coleman Field. All schools are listed by their current name.

### 1907

**Head coach: F.C. McReynolds 5-2**

Salem High	L	0-4
at Salem High	W	8-1
at Chemawa	W	18-3
Willamette	W	12-0
Chemawa	W	9-6
at Oregon	L	3-9
Oregon	W	6-4

### 1908

**Head coach: Joe Fay 11-4**

**Oregon Collegiate champions**

at Woodburn	L	5-6
at Chemawa	L	2-3
at Willamette	W	8-4
at Chemawa	W	4-3
Whitman	L	5-6
Whitman	W	13-1
at Western Oregon	W	8-4
at Willamette	W	11-9
Chemawa	W	16-1
Chemawa	W	4-1
at Oregon	W	5-3
at Oregon	W	5-4
Oregon	W	16-2
Oregon	W	5-4
Multnomah Athletic Club	L	3-5

### 1909

**Head coach: Otto Moore 5-4**

Salem High	W	10-1
Chemawa	W	13-1
Multnomah Athletic Club	L	5-9
Portland	W	9-4
Portland	L	6-9
at Oregon	L	2-5
at Oregon	W	7-4
Oregon	L	2-3
Oregon	W	5-0

### 1910

**Head coach: Fielder Jones 13-4-1**

**NW Collegiate champions**

Whitman	L	3-4
Whitman	W	3-0
Idaho	W	11-4

Idaho	T	2-2
at Whitman	W	5-4
at Whitman	L	2-4
at Washington State	W	5-4
at Washington State	W	6-1
at Idaho	W	14-10
at Idaho	W	8-5
Washington State	L	1-4
Washington State	W	4-3
at Oregon	W	2-0
at Oregon	W	6-3
Washington State	W	6-5
Washington State	W	6-3
Oregon	L	4-8
Oregon	W	10-4

### 1911

**Head coach: Frederick Walker 8-7**

Portland Roadsters	L	1-12
Whitman	W	22-4
Whitman	W	14-5
at Willamette	W	7-3
at MAC	L	3-6
at Washington	L	0-2
at Washington	L	1-6
at Idaho	L	3-10
at Idaho	W	8-4
at Washington State	W	7-0
at Washington State	L	0-2
Washington State	L	6-9
Washington State	W	4-2
Idaho	W	9-0
Idaho	W	8-4

### 1912

**Head coach: E.J. Stewart 5-9**

Pacific (Ore.)	W	15-6
Multnomah Athletic Club	L	4-6
Mt. Angel	W	9-2
Chemawa	W	9-0
Oregon	L	0-3
Oregon	L	2-5
Washington State	W	4-3
Washington State	L	10-11
at Oregon	L	4-5
at Oregon	L	3-5
at Washington State	L	2-5
at Multnomah Athletic Club	L	0-4
at Willamette	L	2-4
Willamette	W	14-5

### 1913

**Head coach: Jesse Garrett 7-10; 4-4 North (West)**

Portland Colts	L	1-14
Regina	L	6-7

Regina	L	3-6
Regina	L	1-6
vs. Regina	W	8-4
Multnomah Athletic Club	W	12-4
Regina	L	2-14
at Oregon	W	6-2
at Oregon	L	4-8
at Chemawa	W	21-4
Washington	W	10-5
Washington	L	1-14
Oregon	W	7-5
at Washington	L	2-5
at Washington	L	0-2
Oregon	W	14-5
at Multnomah Ath. Cl.	L	3-6

### 1914

**Head coach: Wilkie Clark 7-9; 1-7 North (West)**

Chemawa	W	6-5
Corvallis High	W	8-4
Baker City	W	4-3
Baker City	W	15-4
Helena	L	10-11
Helena	W	6-0
Helena	L	2-5
at Washington	L	4-5
at Washington	L	2-4
at Chemawa	W	9-0
Washington	W	4-0
Washington	L	0-3
at Oregon	L	2-4
at Oregon	L	2-12
Oregon	L	5-11
Oregon	L	0-13

### 1915

**Head coach: Roy Goble 13-8, 5-1 North (West)**

McMinnville Tigers	L	6-9
McMinnville Tigers	L	4-6
at Portland Monarchs	W	2-0
Chemawa	W	10-1
at Washington State	L	1-4
at Washington State	W	12-5
at Whitman	W	9-6
at Whitman	L	5-6
at Pendleton	W	12-6
at Pendleton	W	5-1
Pacific (Ore.)	W	7-4
at Washington	W	5-1
at Washington	L	6-10
Oregon	W	7-3
Oregon	W	20-6
Washington State	W	12-6
Washington State	L	5-8
Washington	W	5-1
Washington	W	14-2
at Washington State	L	2-4
at Washington State	L	3-4

### 1916

**Head coach: Hans Loof 10-9-1, 5-3 North (West)**

at Baker City	W	13-2
at Albertson	W	4-1
at Albertson	W	2-0
at Spokane Indians	L	4-15
at Spokane Indians	L	5-10
at Idaho	L	2-6
at Washington State	T	0-0
at Willamette	W	16-0
at Washington	W	7-2
at Washington	L	3-2
Washington	W	9-3
Washington	W	2-1
at Oregon	L	5-6
at Oregon	L	2-10
Oregon	W	6-0

Oregon	W	6-3
at California	L	2-5
at California	L	3-10
at California	L	0-9
Willamette	W	6-0

### 1917

**No varsity baseball - World War I**

### 1918

**Head coach: J.D. Baldwin 4-6**

Willamette	W	5-2
at Willamette	W	14-2
Oregon	L	2-3
Oregon	L	1-15
at Oregon	L	8-18
at Oregon	L	7-21
Oregon	W	13-12
Oregon	L	10-12
at Oregon	W	10-1
at Oregon	L	4-5

### 1919

**Head coach: Jimmie Richardson 7-7, 2-5 North (West)**

at Gonzaga	W	5-2
at Washington State	W	14-7
at Washington State	L	0-3
at Multnomah Ath. Cl.	L	6-7
Multnomah Ath. Club	W	8-5
Washington State	W	6-4
Washington State	W	4-1
Washington	L	6-12
Washington	L	1-3
at Washington	L	0-1
at Washington	L	3-4
Oregon	L	5-9
Oregon	W	9-3
at Oregon	W	16-3

### 1920

**Head coach: Jimmie Richardson 12-11, 11-8 North**

at Santa Clara	L	2-9
at Stanford	L	3-4
at Stanford	L	2-3
at California	L	0-10
at California	W	2-1
at Sac. Senators	L	2-6
at Sac. Senators	L	1-7
at Cal State-Chico	W	9-4
Willamette	W	11-0
Willamette	W	7-0
at Washington	L	0-2
at Washington	L	5-9
Washington State	W	11-0
Washington State	W	3-0
Washington State	W	6-2
Stanford	W	6-0
Stanford	W	5-4
at Oregon	L	3-4
at Oregon	W	14-8
Washington	L	4-6
Washington	W	4-3
Oregon	L	0-3
Oregon	W	3-2

### 1921

**Head coach: Jimmie Richardson 11-8-1, 5-7-1 North**

North Pacific Dental	W	5-1
North Pacific Dental	W	15-3
Multnomah Ath. Club	W	6-5
New York Colored Sox	L	0-3
North Pacific Dental	W	5-4

at Camp Lewis	W	4-3
at Washington	L	3-8
at Washington	T	0-0
at Gonzaga	W	3-2
at Washington State	L	7-15
at Washington State	L	3-5
Washington	L	3-4
Washington	W	4-1
Willamette	W	4-0
Washington State	L	9-12
Washington State	W	2-1
Oregon	L	2-3
Oregon	W	5-4
at Oregon	W	14-5
at Oregon	L	6-8

### 1922

**Head coach: Guy Rathbun 13-8, 9-8 North**

North Pacific Dental	W	6-0
Chemawa	W	10-4
Mt. Angel	W	10-2
Mt. Angel	W	5-3
at Washington	L	3-10
at Washington	L	0-17
at Gonzaga	W	8-6
at Washington State	L	7-9
at Washington State	W	11-9
at Whitman	W	8-4
at Whitman	L	4-5
Washington	L	2-8
Washington	W	7-6
Washington State	L	6-7
Washington State	L	7-9
Oregon	W	8-4
Oregon	W	11-6
Whitman	L	11-13
Whitman	W	15-8
at Oregon	W	11-1
at Oregon	W	6-3

### 1923

**Head coach: Ralph Coleman 10-6, 8-6 North**

Mt. Angel	W	7-6
Mt. Angel	W	4-1
Pacific (Ore.)	W	5-3
Idaho	L	5-15
Idaho	L	8-11
at Whitman	W	5-3
at Idaho	W	13-2
at Idaho	L	7-8
at Washington State	L	3-16
at Washington State	L	3-5
Oregon	W	1-0
Oregon	W	22-5
Washington State	L	1-5
Washington State	W	16-10
at Oregon	W	11-5
at Oregon	W	6-1

### 1924

**Head coach: Ralph Coleman 16-8-1, 11-8 North**

Mt. Angel	W	13-1
Mt. Angel	W	12-2
Kelso	W	17-4
Meiji, Japan	W	7-0
Multnomah Ath. Club	W	8-3
at Salem Senators	L	3-7
Pacific (Ore.)	W	16-1
Whitman	W	11-6
Whitman	W	11-6
Washington	W	6-5
Washington	L	5-7
at Oregon	W	9-3
Oregon	W	14-11
Idaho	W	6-1



1910 Oregon State Baseball Team



## Year-By-Year Results



*The club in 1925*

Idaho	W	11-0
Washington State	L	0-3
Oregon	L	4-8
at Oregon	W	12-2
at Washington	W	9-6
at Washington	L	0-6
at Washington State	W	10-9
at Washington State	T	9-9
at Idaho	L	1-3
at Idaho	L	2-10
at Gonzaga	L	6-7

### 1925

<b>Head coach: Ralph Coleman</b>		
<b>11-2, 11-2 North</b>		
Pacific (Ore.)	W	9-2
at Willamette	W	14-2
Whitman	W	4-3
Idaho	W	8-2
Washington State	W	16-3
Washington	W	6-3
at Washington	L	3-5
at Gonzaga	W	4-3
at Washington State	W	9-8
at Idaho	L	1-4
at Whitman	W	7-4
at Oregon	W	10-4
Oregon	W	10-5

### 1926

<b>Head coach: Ralph Coleman</b>		
<b>6-7, 2-6 North (West)</b>		
Kelso	W	3-2
Kelso	L	4-7
Multnomah Ath. Club	W	6-5
Pacific (Ore.)	W	13-2
St. John's Bears	W	17-5
at Oregon	L	3-7
Washington	L	2-3
Washington	L	9-14
at Washington	W	6-2
at Washington	L	2-8
at Oregon	L	6-16
Oregon	L	2-4
Oregon	W	6-4

### 1927

<b>Head coach: Ralph Coleman</b>		
<b>13-5, 5-3 North (West)</b>		
Pacific (Ore.)	W	7-1
Willamette	W	10-0
Willamette	W	9-3
Albany	W	10-5
Oregon	W	6-5
Oregon	W	13-7

Linfield	W	19-4
Multnomah Ath. Club	W	15-9
Washington	W	20-2
Washington	L	11-13
at Washington	W	11-6
at Washington	L	2-6
at Oregon	L	2-5
at Oregon	W	18-8
vs. Washington	W	4-3
at Washington State	L	2-5
at Washington State	W	8-7
at Washington State	L	6-8

### 1928

<b>Head coach: Ralph Coleman</b>		
<b>8-6, 3-5 North (West)</b>		
Portland	L	9-11
Portland	W	10-5
at Washington	W	13-3
at Washington	L	4-5
Linfield	W	11-1
Washington	W	5-4
Washington	L	3-11
at Oregon	L	6-9
Oregon	L	4-10
Oregon	L	7-16
Multnomah Ath. Club	W	12-5
at Oregon	W	16-4
at Portland	W	13-5
at Portland	W	4-3

### 1929

<b>Head coach: Roy Lamb</b>		
<b>10-9, 8-8 North</b>		
Western Oregon	W	16-3
Willamette	W	7-2
Meiji, Japan	L	6-13
Oregon	W	4-3
Oregon	L	6-7
Idaho	W	7-1
Idaho	L	6-8
Washington State	W	14-7
Washington State	L	5-9
Washington	W	7-3
Washington	W	6-4
at Washington State	W	10-3
at Washington State	L	4-5
at Idaho	L	6-7
at Idaho	W	11-2
at Washington	W	7-5
at Washington	L	3-5
Oregon	L	4-7
at Oregon	L	4-8

### 1930

<b>Head coach: Ralph Coleman</b>		
<b>16-6, 10-6 North</b>		
Willamette	W	5-3
at Willamette	W	8-7
Portland	W	4-3
Portland	W	2-0
Pacific (Ore.)	W	17-0
Pacific (Ore.)	W	12-1
at Oregon	W	5-1
Washington State	W	6-4
Washington State	L	4-5
Idaho	W	13-3
Idaho	W	4-2
Washington	L	0-6
Washington	L	3-4
at Washington	L	1-5
at Washington	W	7-5
at Idaho	W	14-1
at Washington State	L	3-4
at Washington State	W	9-3
at Idaho	W	6-5
Oregon	W	10-1
at Oregon	W	6-4
Oregon	L	3-8

### 1931

<b>Head coach: Ralph Coleman</b>		
<b>9-10, 7-9 North</b>		
Willamette	W	7-3
Willamette	W	10-7
at Oregon	W	7-3
Oregon	W	11-7
at Willamette	L	6-8
Idaho	W	14-3
Idaho	L	9-16
Washington State	L	0-6
Washington State	W	5-1
Washington	L	11-15
Washington	L	4-18
at Idaho	L	6-7
at Idaho	W	17-1
at Washington State	L	6-7
at Washington State	W	7-6
at Washington	L	1-12
at Washington	L	5-6
at Oregon	W	12-2
Oregon	L	6-7

### 1932

<b>Head coach: Slat's Gill</b>		
<b>10-9, 8-8 North</b>		
Willamette	W	3-2
Willamette	L	2-6
at Willamette	W	20-19

Oregon	L	7-10
at Oregon	W	6-2
Washington State	L	3-6
Washington State	L	1-6
Idaho	W	12-4
Idaho	W	11-5
Washington	L	3-9
Washington	W	7-2
at Washington	L	1-5
at Washington	L	1-2
at Idaho	W	11-4
at Idaho	W	11-6
at Washington State	W	9-5
at Washington State	L	2-3
at Oregon	W	4-3
Oregon	L	3-6

### 1933

<b>Head coach: Slat's Gill</b>		
<b>9-5</b>		
Western Oregon	W	11-8
Western Oregon	L	0-3
Linfield	W	6-5
North Pacific Dental	W	9-2
Willamette	W	9-7
at Willamette	L	2-3
Portland	W	8-1
Portland	W	8-3
at Oregon	W	11-3
Oregon	L	6-14
Oregon	W	14-2
at Oregon	W	8-5
at Oregon	L	8-9
Oregon	L	2-3

### 1934

<b>Head coach: Slat's Gill</b>		
<b>10-15, 5-11 North</b>		
Pacific (Ore.)	W	2-1
at Western Oregon	W	22-8
Western Oregon	W	23-11
Portland	W	11-10
Portland	L	4-5
at Western Oregon	L	6-11
Western Oregon	W	5-4
Willamette	L	10-15
Willamette	L	7-9
at Oregon	L	1-5
Oregon	L	8-10
Idaho	L	4-8
Idaho	W	5-2
Washington State	L	3-7
Washington State	W	5-0
Washington	W	9-7
Washington	L	7-10
at Washington State	L	1-2
at Washington State	L	1-2
at Idaho	L	4-8
at Idaho	W	16-8
at Washington	L	3-5
at Washington	W	6-5
Oregon	L	4-6
at Oregon	L	10-11

### 1935

<b>Head coach: Slat's Gill</b>		
<b>11-11, 8-8 North</b>		
Linfield	W	19-3
Linfield	W	14-9
Willamette	L	3-6
Western Oregon	W	9-7
Portland	L	4-7
Willamette	L	3-4
at Oregon	L	0-17
Oregon	W	12-7
Idaho	W	12-1
Idaho	W	9-4
Washington State	L	8-9
Washington State	W	10-9

Washington	W	21-4
Washington	W	12-11
at Washington State	L	2-4
at Washington State	L	5-8
at Idaho	W	5-4
at Idaho	L	1-12
Washington	W	13-2
Washington	L	0-8
Oregon	L	6-15
at Oregon	L	3-6

### 1936

<b>Head coach: Slat's Gill</b>		
<b>8-16, 7-9 North</b>		
Willamette	L	0-12
Willamette	L	0-7
Willamette	L	7-9
Linfield	L	5-12
Western Oregon	W	10-6
Portland	L	7-8
Portland	L	3-8
Western Oregon	L	8-13
Oregon	W	7-6
Washington State	L	2-13
Washington State	L	3-6
Idaho	W	4-2
Idaho	L	5-6
Washington	L	4-9
Washington	W	13-10
at Washington	W	7-6
at Washington	L	0-2
at Washington State	L	7-17
at Washington State	L	5-8
at Idaho	W	7-4
at Idaho	W	11-6
at Oregon	L	3-4
at Oregon	W	8-2
Oregon	L	5-10

### 1937

<b>Head coach: Slat's Gill</b>		
<b>8-14, 4-12 North</b>		
Willamette	L	0-5
Willamette	L	2-9
Willamette	W	5-4
Western Oregon	W	6-4
at Western Oregon	W	13-12
Oregon	L	1-7
at Oregon	L	0-14
Idaho	L	9-11
Idaho	W	6-3
Washington State	L	6-16
Washington State	L	0-13
Washington	L	2-11
Washington	W	17-7
at Portland	W	5-2
at Washington State	L	2-5
at Washington State	L	3-17
at Idaho	W	8-5
at Idaho	W	5-3
at Washington	L	3-4
at Washington	L	3-13
at Oregon	L	0-8
at Oregon	L	3-10

### 1938

<b>Head coach: Ralph Coleman</b>		
<b>18-7, 10-6 North</b>		
at Western Oregon	W	4-1
Western Oregon	W	12-1
Pacific (Ore.)	W	5-0
Pacific (Ore.)	W	17-5
Pacific (Ore.)	W	16-4
Portland	W	5-3
Portland	W	5-2
at Oregon	L	1-4
Oregon	W	11-2
Linfield	W	10-7
at Linfield	L	4-6

Washington State	W	7-1
Washington State	W	10-2
Idaho	W	7-4
Idaho	W	11-9
Washington	W	6-3
Washington	W	5-3
at Idaho	W	12-3
at Idaho	L	2-5
at Washington State	L	0-4
at Washington State	L	0-4
at Washington	W	3-2
at Washington	W	4-2
Oregon	L	5-9
at Oregon	L	7-9

## 1939

### Head coach: Ralph Coleman 15-9, 7-8 North

Willamette	W	5-0
Western Oregon	W	11-0
Western Oregon	W	16-3
at Willamette	W	2-0
Willamette	W	10-7
Linfield	W	7-3
Linfield	W	17-2
Portland	L	5-6
Portland	W	12-0
Oregon	W	22-11
at Oregon	L	1-5
Idaho	W	23-14
Idaho	W	7-3
Washington State	W	9-5
Washington State	L	11-13
Washington	W	10-3
Washington	L	3-7
at Idaho	W	3-2
at Washington State	L	3-7
at Washington State	W	6-3
at Washington	L	3-5
at Washington	L	0-6
at Oregon	L	3-7
Oregon	L	0-2

## 1940

### Head coach: Ralph Coleman 19-5, 13-3 North

Pacific (Ore.)	W	8-0
Willamette	L	1-10
at Willamette	W	11-6
Willamette	W	14-1
Salem Senators	W	4-2
Linfield	W	12-4
Salem Senators	L	5-15
at Oregon	W	10-3
Oregon	W	10-7
Washington State	W	7-1
Washington State	W	4-3
Idaho	W	9-4
Idaho	L	1-3
Washington	W	2-1
Washington	W	7-5

Portland	W	14-4
at Idaho	W	9-3
at Idaho	W	9-1
at Washington State	L	0-8
at Washington State	L	3-6
at Washington	W	2-1
at Washington	W	4-2
Oregon	W	5-0
at Oregon	W	4-1

## 1941

### Head coach: Ralph Coleman 15-10, 8-8 North

Linfield	W	8-2
Pacific (Ore.)	W	3-2
Pacific (Ore.)	W	6-3
Western Oregon	W	12-3
Willamette	W	4-0
Salem Senators	L	6-14
at Salem Senators	L	3-9
at Pacific (Ore.)	W	3-2
at Pacific (Ore.)	W	7-1
Oregon	L	6-8
at Oregon	W	4-3
Idaho	W	14-6
Idaho	W	5-4
Washington State	W	5-2
Washington State	L	2-9
Washington	W	6-0
Washington	W	5-4
at Washington State	W	4-0
at Washington State	L	2-7
at Idaho	W	7-3
at Idaho	L	1-2
at Washington	L	4-5
at Washington	L	7-8
at Oregon	L	1-2
Oregon	L	5-9

## 1942

### Head coach: Ralph Coleman 14-8, 8-6 North

Linfield	W	6-0
Willamette	W	4-3
at Willamette	W	3-1
at Portland	L	6-8
Willamette	W	5-4
at Willamette	W	4-3
Pacific (Ore.)	W	14-0
Pacific (Ore.)	L	5-6
at Oregon	W	2-1
Washington State	W	11-0
Washington State	W	4-0
Idaho	W	16-3
Washington	W	7-3
Washington	W	9-6
Oregon	L	5-6
at Idaho	W	4-6
at Idaho	W	13-6
at Washington State	L	5-6

at Washington State	L	4-7
at Washington	L	2-10
at Washington	L	2-3
at Oregon	L	3-4

## 1943

### Head coach: Ralph Coleman 14-6, 12-4 North

Camp Adair	W	3-1
Oregon	L	1-14
at Oregon	W	4-3
Idaho	W	8-7
Idaho	W	15-2
Washington State	W	7-4
Washington State	W	8-6
Washington	L	1-3
Washington	W	7-0
at Willamette	L	5-6
at Washington State	W	2-1
at Washington State	W	6-2
at Idaho	W	9-0
at Idaho	W	5-4
at Washington	L	0-2
at Washington	W	6-3
Willamette	W	17-1
Camp Adair	L	4-8
Oregon	W	6-4
at Oregon	L	1-9

## 1944-1945

### No varsity baseball - World War II

## 1946

### Head coach: Ralph Coleman 16-10, 10-6 North

Salem Senators	L	2-8
Salem Senators	L	2-14
Salem Senators	L	0-10
at Willamette	W	17-7
Willamette	W	15-8
Willamette	W	3-2
Pacific (Ore.)	W	9-5
Linfield	W	13-1
Washington State	W	14-10
Washington State	W	3-1
Idaho	L	12-14
Idaho	W	2-1
Washington	L	7-9
Washington	L	2-6
at Portland	L	3-7
at Portland	W	14-0
at Idaho	W	7-0
at Idaho	W	13-9
at Washington State	W	10-6
at Washington State	L	5-9
at Washington	W	5-0
at Washington	L	1-5
at Oregon	W	4-3

Oregon	W	10-6
at Oregon	L	3-5
Oregon	W	9-5

## 1947

### Head coach: Ralph Coleman 14-11, 6-10 North

Lewis & Clark	W	7-2
Lewis & Clark	W	11-1
Linfield	W	5-0
Linfield	W	6-1
Montana	W	11-8
Montana	W	1-0
Willamette	W	5-4
Willamette	W	10-3
Salem Senators	L	4-7
Idaho	W	14-7
Idaho	W	12-4
Washington State	L	3-8
Washington State	L	10-11
Washington	W	10-8
Washington	L	5-7
at Washington State	W	15-10
at Washington State	L	1-6
at Idaho	L	4-6
at Idaho	L	1-4
at Washington	L	7-9
at Washington	W	10-9
Oregon	W	9-8
at Oregon	L	0-6
Oregon	L	7-9
at Oregon	L	6-8

## 1948

### Head coach: Ralph Coleman 7-7, 4-7 North

Salem Senators	W	6-5
Salem Senators	W	12-6
at Portland	L	5-6
at Portland	W	4-2
Washington	W	5-2
Washington	L	1-4
at Idaho	L	5-6
at Idaho	W	8-3
at Washington State	L	6-11
at Washington	W	5-1
at Washington	L	3-7
at Oregon	W	7-1
at Oregon	L	8-9
Oregon	L	10-13

## 1949

### Head coach: Ralph Coleman 15-8, 8-7 North

Portland	W	6-4
Linfield	W	12-5
Salem Senators	W	10-8
at Lewis & Clark	W	13-4
at Lewis & Clark	W	20-8
at Portland	W	19-14
at Portland	L	3-16
Lewis & Clark	W	11-2
Idaho	W	11-6
Idaho	W	13-6
Washington State	L	1-11
Washington State	L	2-4
Washington	W	17-7
Washington	W	18-8
at Washington State	L	9-10
at Washington State	L	3-4
at Idaho	W	5-2
at Idaho	W	10-4
at Washington	W	7-3
at Washington	L	5-6
at Oregon	L	6-7
Oregon	W	15-7
at Oregon	L	7-10

## 1950

### Head coach: Ralph Coleman 7-12, 5-9 North

Portland State	W	7-4
Pacific (Ore.)	L	0-3
Willamette	L	5-6
Salem Senators	W	6-0
Salem Senators	L	0-4
Idaho	W	9-4
Idaho	W	14-5
Washington	W	14-4
Washington	L	5-11
at Idaho	L	3-5
at Idaho	L	4-5
at Washington State	L	1-8
at Washington State	L	1-4
at Washington	L	0-4
at Washington	L	0-1
Oregon	W	20-2
at Oregon	W	6-3
at Oregon	L	6-10
Oregon	L	4-7

## 1951

### Head coach: Ralph Coleman 23-6, 10-4 North

Linfield	W	10-9
Linfield	W	4-3
Portland	W	7-5
at Oregon	W	10-4
Portland State	W	5-1
Lewis & Clark	W	2-0
Lewis & Clark	W	10-2
at Portland	W	16-2
Oregon	W	18-8
Willamette	W	12-4
Willamette	W	20-2
Linfield	W	15-7
Idaho	W	8-4
Idaho	W	3-2
Washington State	W	7-4
Washington State	W	11-10
Washington	W	12-3
Washington	W	5-2
at Washington State	L	3-7
at Washington State	L	5-6
at Washington	W	8-3
at Washington	L	1-11
at Oregon	L	2-10
Oregon	W	16-2
at Oregon	W	6-1
Oregon	W	5-1
at Southern California	L	4-6
at Southern California	W	12-1
at Southern California	L	7-10

## 1952

### Head coach: Ralph Coleman 27-12, 10-6 North

Pacific (Ore.)	W	22-5
Linfield	W	5-0
Linfield	W	6-0
Portland State	W	16-3
Willamette	W	8-4
at Oregon	W	4-1
Lewis & Clark	W	4-2
Lewis & Clark	L	2-3
Portland	W	5-3
at Pacific (Ore.)	W	16-4
at Linfield	L	4-5
Oregon	L	5-12
at Lewis & Clark	W	10-4
Linfield	W	5-1
Linfield	W	22-5
Washington State	W	9-2
Washington State	L	3-9
at Portland	W	19-8
Idaho	L	15-16
Idaho	W	7-4



1943 Oregon State Baseball Team



## Year-By-Year Results

Washington	W	7-1
Washington	W	10-8
at Idaho	W	16-5
at Idaho	W	3-1
at Washington State	L	3-5
at Washington State	W	6-5
at Washington	W	6-2
at Washington	L	6-10
Seattle	L	6-8
Oregon	W	3-1
at Oregon	L	13-14
Oregon	W	7-6
at Oregon	L	5-18
Southern California	W	12-10
Southern California	W	5-4
Fresno State	W	2-1
Fresno State	W	8-4
vs. Duke	L	7-18
vs. Texas	L	1-10

### 1953

#### Head coach: Ralph Coleman 15-9, 8-3 North

at Grant Tech	W	9-4
at California	L	3-4
at San Jose State	W	6-4
at Fresno State	L	3-5
at Fresno State	W	4-3
Willamette	L	6-7
at Oregon	W	8-2
Lewis & Clark	W	9-1
at Willamette	L	4-5
Oregon	L	6-8
Linfield	W	17-16
Portland	W	8-3
Idaho	W	4-1
Idaho	L	2-3
Washington State	L	4-8
Washington State	W	13-5
Seattle	L	6-8
at Washington State	W	3-0
at Washington State	W	8-3
at Idaho	W	13-9
at Idaho	W	3-2
at Washington	W	9-4
at Washington	W	9-1
at Oregon	L	1-2

### 1954

#### Head coach: Ralph Coleman 12-8, 10-6 North

at Lewis & Clark	W	11-0
at Oregon	L	3-5
Willamette	L	3-4
Salem Senators	W	9-4
Washington State	W	7-1
Washington State	W	6-4
Idaho	W	11-3
Idaho	W	8-7
Washington	W	17-6
Washington	W	32-7
at Idaho	L	0-4
at Idaho	W	10-5
at Washington State	W	8-4
at Washington State	L	2-10
at Washington	L	3-5
at Washington	W	7-4
Oregon	L	7-9
at Oregon	W	7-3
Oregon	L	6-12
at Oregon	L	0-4

### 1955

#### Head coach: Ralph Coleman 15-10, 8-4 North

at Cal-Davis	W	10-1
at California	L	2-7
at Stanford	L	9-15
at San Jose State	L	1-9

at Fresno State	L	1-8
at Fresno State	L	7-9
at Portland	W	12-1
Linfield	W	7-1
Willamette	W	3-2
at Lewis & Clark	W	5-2
Portland State	W	21-3
at Salem Senators	L	1-3
Idaho	W	16-3
Washington	W	9-0
Washington	W	9-5
McChord Air Force	W	8-2
at Washington State	W	29-12
at Idaho	W	13-5
at Washington State	W	9-1
at Washington	L	1-2
at Washington	L	5-6
Oregon	L	1-7
at Oregon	W	15-7
Oregon	W	6-4
at Oregon	L	4-10

### 1956

#### Head coach: Ralph Coleman 17-13, 7-8 North

vs. Idaho	W	5-2
vs. Idaho	W	13-2
vs. Washington State	W	4-3
vs. Washington State	W	4-3
Western Oregon	W	5-4
Lewis & Clark	W	5-1
Linfield	L	4-5
at Lewis & Clark	W	6-1
at Willamette	L	4-6
at Portland	L	4-9
Portland	L	2-12
Portland State	W	3-1
Portland State	W	4-3
at Linfield	W	3-2
Willamette	W	10-8
at Oregon	L	2-11
Oregon	L	4-11
Idaho	W	3-2
Idaho	W	16-13
Washington State	L	5-7
Washington State	L	6-12
Washington	L	12-15
Washington	L	5-9
at Idaho	W	7-5
at Idaho	W	6-1
at Washington State	L	0-4
at Washington State	L	3-9
at Washington	W	5-0
at Washington	L	0-1
Oregon	W	11-10

### 1957

#### Head coach: Ralph Coleman 18-13, 8-7 North

vs. Idaho	L	3-6
vs. Idaho	W	15-3
vs. Washington State	L	10-11
vs. Washington State	W	1-0
Western Oregon	W	3-1
Western Oregon	W	5-4
Willamette	W	15-4
Linfield	L	7-8
Linfield	W	4-3
at Portland	W	4-0
at Portland	W	10-3
at Linfield	L	6-9
at Willamette	W	13-10
Portland	W	6-5
Portland	L	2-6
Eugene Emeralds	L	6-7
Oregon	W	8-5
at Oregon	L	4-8
Washington State	W	12-2
Washington State	W	11-4
Idaho	L	4-6
Washington	W	7-6
Washington	W	4-3
at Washington State	W	3-1
at Washington State	L	2-3
at Idaho	W	7-4
at Idaho	L	0-1
at Washington	L	2-5
at Washington	L	7-9
at Oregon	W	8-0
Oregon	L	1-4

### 1958

#### Head coach: Ralph Coleman 18-11, 10-4 North

vs. Washington State	W	3-1
vs. Idaho	L	2-3
vs. Montana	W	16-5
at Western Oregon	W	7-1
at Linfield	L	0-4
at Linfield	W	23-3
at Lewis & Clark	W	13-7
Willamette	L	1-2
Linfield	W	5-0
Western Oregon	W	10-1
Portland	L	5-10
Portland	L	1-5
Portland State	W	12-0
Idaho	W	3-1
Idaho	W	4-2
Washington State	L	5-20
Washington State	W	3-2
Washington	W	14-0
Washington	W	15-7
at Idaho	L	2-4
at Idaho	W	13-1

at Washington State	L	5-14
at Washington State	L	2-3
at Washington	W	10-4
at Washington	W	8-7
Oregon	W	4-3
at Oregon	W	5-3
Southern California	L	0-7
Southern California	L	0-15

### 1959

#### Head coach: Ralph Coleman 21-7, 7-5 North

vs. Washington State	W	5-4
vs. Montana	W	10-2
vs. Idaho	W	10-2
at Lewis & Clark	W	6-4
at Portland	W	13-4
Lewis & Clark	W	10-0
Lewis & Clark	W	12-4
at Linfield	W	9-2
at Willamette	W	10-2
Western Oregon	W	14-1
Portland State	W	9-6
Portland	W	3-2
Portland	W	4-2
Linfield	W	15-5
Oregon	W	5-2
at Oregon	L	4-8
Eugene Emeralds	L	9-10
Washington State	L	1-6
Washington State	W	6-5
Idaho	W	11-0
Idaho	W	14-6
Washington	W	13-4
at Washington State	L	5-10
at Washington State	L	3-4
at Washington	L	2-4
at Washington	L	4-5
at Oregon	W	11-0
Oregon	W	7-4

### 1960

#### Head coach: Ralph Coleman 18-5, 7-5 North

at Whitman	W	23-1
at Whitman	W	10-1
vs. Washington State	W	4-3
vs. Idaho	W	4-3
vs. Montana	W	6-5
Lewis & Clark	W	6-5
Lewis & Clark	W	3-0
at Portland	W	9-4
Linfield	W	6-4
Portland	W	8-7
at Oregon	L	0-5
Oregon	W	4-0
Idaho	W	5-0

Idaho	W	7-2
Washington	W	9-6
Washington	W	11-6
at Washington State	L	0-3
at Washington State	L	2-11
at Idaho	L	9-13
at Idaho	W	9-4
at Washington	L	3-5
at Washington	W	9-0
Oregon	W	11-8

### 1961

#### Head coach: Ralph Coleman 27-14, 8-6 North

at Fresno State	L	4-1
at Fresno State	L	0-16
at California	L	5-6
at CSU-Sacramento	L	7-8
at UC-Davis	L	16-17
Pacific (Ore.)	W	21-2
Lewis & Clark	W	17-0
Lewis & Clark	W	21-2
at Portland	W	8-6
Portland State	W	7-0
Linfield	W	14-3
Linfield	W	7-4
at Lewis & Clark	W	8-1
at Lewis & Clark	W	25-2
Willamette	L	0-3
Willamette	W	8-4
Portland	W	12-2
at Linfield	W	3-1
at Linfield	W	6-5
at Willamette	W	17-0
Idaho	W	6-2
Washington State	W	10-3
Washington State	W	5-3
Washington	W	3-1
at Idaho	L	9-10
at Idaho	L	7-8
at Washington State	L	8-9
at Washington State	L	2-3
at Washington	W	5-3
at Washington	L	1-2
at Oregon	W	4-1
at Oregon	W	7-6
Oregon	L	3-8
Oregon	W	7-6
vs. Hawaii Marines	W	5-3
vs. Hickam Field AFB	W	4-1
vs. Pearl Harbor	W	6-2
vs. SUBPAC	W	4-3
vs. Hawaii	W	3-0
vs. Naval Air	L	1-3
vs. Keio, Japan	L	2-3

### 1962

#### Head coach: Ralph Coleman 26-6, 11-4 North

at Nevada	W	9-1
at Nevada	W	15-3
at Nevada	W	5-3
at Portland State	W	13-2
Portland	W	13-1
Willamette	W	8-0
Linfield	W	7-2
Linfield	W	5-4
at Linfield	W	9-7
Portland State	W	7-1
at Portland	W	16-0
Seattle	W	10-0
Seattle	W	14-6
Pacific (Ore.)	W	12-0
at Willamette	W	11-3
at Oregon	W	8-6
Oregon	W	8-6
Idaho	W	7-5
Idaho	L	4-8
Washington State	W	6-1



The 1952 Oregon State Beavers

Washington	W	10-0
Washington	W	13-3
at Idaho	W	5-0
at Idaho	W	16-12
at Washington State	L	9-10
at Washington State	W	7-5
at Washington	W	4-0
at Washington	W	15-2
Oregon	L	0-1
at Oregon	L	2-3
at Santa Clara	L	1-8
at Santa Clara	L	5-7

## 1963


**Head coach: Ralph Coleman**  
**23-12, 11-4 North**

at Arizona	W	7-4
at Arizona	W	4-3
at Arizona	L	2-3
at Arizona State	L	4-5
at Arizona State	W	8-6
at Arizona State	W	8-5
at Arizona State	L	2-7
at Linfield	L	0-1
at Linfield	L	3-4
Portland	W	8-3
Linfield	W	4-3
Linfield	W	5-3
at Portland	W	12-0
vs. Lewis & Clark	W	6-2
Seattle	W	7-2
Seattle	W	5-3
Portland State	L	2-6
Washington State	W	9-3
Washington State	W	7-5
Idaho	W	9-0
Washington	W	8-0
Washington	W	9-1
at Washington State	L	4-7
at Washington State	W	8-5
at Idaho	L	6-9
at Idaho	W	22-6
at Washington	W	2-1
at Washington	W	5-4
at Oregon	W	3-0
at Oregon	L	1-2
Oregon	W	5-0
Oregon	L	3-4
Southern California	L	5-6
Southern California	W	8-6
Southern California	L	5-7

## 1964

**Head coach: Ralph Coleman**  
**25-11, 8-8 North**

at Southern Oregon	W	9-0
at Southern Oregon	W	4-0
at California	L	0-3
at Stanford	W	6-0
at Stanford	W	9-7
at Santa Clara	L	0-4
at Chico State	W	4-3
at Chico State	W	19-1
at Chico State	W	6-5
at Linfield	W	6-2
at Linfield	W	3-1
at Portland State	W	10-2
Linfield	L	5-6
Pacific (Ore.)	W	7-2
Portland	W	10-0
Portland State	W	20-1
at Portland	W	19-6
Willamette	W	8-1
Lewis & Clark	W	9-0
at Oregon	W	3-1
Oregon	L	2-5
Washington State	W	3-0
Washington State	W	2-1
Idaho	L	1-2



A view of what is now Goss Stadium in 1967

Idaho	W	10-4
Washington	W	12-5
Washington	W	15-2
at Willamette	W	8-1
at Idaho	L	2-5
at Idaho	W	3-1
at Washington State	L	6-11
at Washington State	L	6-19
at Washington	L	1-3
at Washington	L	2-4
Oregon	L	1-3
at Oregon	W	5-1

## 1965

**Head coach: Ralph Coleman**  
**15-19, 7-11 North**

at Arizona	W	8-6
at Arizona	L	1-9
at Arizona	L	6-7
at Arizona State	L	3-10
at Arizona State	L	3-9
at Arizona State	L	4-9
at Arizona State	L	0-2
at Linfield	W	9-1
Linfield	W	5-2
Linfield	W	4-3
Willamette	W	8-1
at Lewis & Clark	L	2-3
at Portland	W	9-4
Pacific (Ore.)	L	4-14
at Portland State	W	3-2
Portland	W	7-3
Oregon	W	8-7
at Oregon	W	4-3
at Oregon	L	0-1
at Washington State	W	5-4
at Washington State	L	0-3
at Washington State	L	2-3
Washington	L	1-6
Washington	L	2-6
Washington	W	5-4
Washington State	L	6-8
Washington State	L	2-9
Washington State	L	1-9
at Washington	W	8-3
at Washington	W	7-4
at Washington	W	4-3
at Oregon	L	1-3
Oregon	L	7-8
Oregon	L	10-13

## 1966

**Head coach: Ralph Coleman**  
**18-17, 4-13 North**

at Arizona	L	3-12
at Arizona	L	3-9
at Arizona	L	2-3
at Northern Arizona	W	6-2
at Northern Arizona	W	13-11

at Grand Canyon	W	6-3
at Northern Arizona	W	8-3
Western Oregon	W	9-5
Portland State	W	7-2
at Portland State	W	4-0
at Portland State	W	3-0
Portland	W	5-4
at Linfield	W	6-1
at Linfield	W	6-5
Pacific (Ore.)	W	3-2
Portland State	W	2-1
at Oregon	W	3-2
Oregon	L	2-5
Oregon	W	4-3
at Portland	W	7-1
Washington State	L	2-3
Washington State	L	1-4
Washington State	L	2-15
at Washington	L	3-4
at Washington	L	1-2
at Washington	L	6-12
at Washington State	L	0-1
at Washington State	L	4-5
Willamette	L	8-11
Washington	W	5-4
Washington	W	5-4
Washington	L	1-12
Oregon	L	8-9
at Oregon	L	0-4
at Oregon	L	1-2

## 1967

**Head coach: Gene Tanselli**  
**23-13, 9-6 Pacific-8**

at Arizona State	W	5-1
at Arizona State	W	7-5
at Arizona State	L	3-7
vs. Albuquerque	L	0-5
vs. Grand Canyon	W	12-2
vs. Northern Arizona	L	5-11
vs. Albuquerque	L	0-5
vs. Northern Arizona	L	5-6
Portland State	W	6-3
Portland State	L	0-5
at Pacific (Ore.)	W	5-1
at Linfield	L	0-1
at Portland State	W	8-2
Oregon St. Alum (ex.)	W	7-3
Pacific (Ore.)	W	7-1
Portland	W	11-0
at Stanford	L	1-4
at Stanford	L	1-2
at California	L	3-6
at California	W	5-2
Washington	W	8-5
Washington State	W	3-1
Washington State	W	1-0
Western Oregon	W	6-0
vs. Washington State	L	0-13

at Portland	W	7-3
Linfield	W	3-1
at Portland State	W	6-2
Oregon	L	1-6
Willamette	W	14-5
Portland State	W	10-0
UCLA	W	4-1
UCLA	W	5-4
Southern California	W	5-0
Southern California	L	1-5
Oregon	W	4-2
at Oregon	W	8-5

## 1968

**Head coach: Gene Tanselli**  
**23-13-1, 6-12 Pacific-8**

at CSU-Sacramento	W	5-3
at Cal Poly-SLO	W	2-1
vs. UC-Santa Barbara	L	1-6
vs. Washington	W	6-2
vs. Westmont	W	7-3
vs. Chapman	W	6-5
vs. Grambling	W	10-5
Linfield	W	4-0
OSU Alumni (ex.)	W	7-3
Willamette	W	6-1
at Western Oregon	W	7-0
Pacific (Ore.)	W	10-2
at Linfield	W	10-1
at Pacific (Ore.)	T	4-4
Willamette	W	9-8
Portland State	W	6-2
Western Oregon	W	8-2
at Washington	W	2-0
at Washington State	L	1-3
at Washington State	W	5-2
Portland	W	7-6
at Southern California	L	3-7
at UCLA	L	8-11
at UCLA	L	1-2
at Stanford	L	0-2
at Stanford	L	2-11
at California	L	1-13
Eastern Oregon	W	12-11
at Oregon	L	4-5
Portland State	W	6-5
Washington State	W	4-2
Washington	W	7-6
Washington	W	15-3
Stanford	W	4-1
California	L	1-4
California	L	1-3
UCLA	L	5-8
at Oregon	L	3-8

## 1969

**Head coach: Gene Tanselli**

**17-20-1, 9-12 Pacific-8**

Western Oregon	W	5-0
at Santa Clara	L	3-4
at Santa Clara	L	0-6
at Fresno State	L	2-8
vs. Chapman	L	3-8
vs. California	W	6-4
at UC-Santa Barbara	L	3-4
vs. Westmont	W	10-7
at Cal Poly-SLO	T	1-1
Pacific (Ore.)	W	12-2
at Portland State	W	4-0
Portland State	L	2-3
at Portland	W	21-4
Washington	W	6-5
Washington State	W	7-6
Washington State	W	5-4
Portland	L	2-3
at Stanford	L	0-4
at California	L	1-6
at California	L	2-9
at Southern California	L	1-3
at Southern California	L	4-8
at UCLA	L	1-2
at Washington State	W	12-5
at Washington	W	2-1
at Washington	W	6-5
Portland State	L	1-2
Oregon	W	5-3
at Portland State	W	4-3
at Western Oregon	W	7-5
Southern California	L	6-8
UCLA	L	2-12
UCLA	L	1-3
Stanford	L	3-4
Stanford	L	2-12
California	L	1-7
Oregon	W	9-4
at Oregon	W	3-1

## 1970

**Head coach: Gene Tanselli**  
**19-15, 6-12 North**

at Fresno State	L	2-3
vs. Arizona State	L	3-10
vs. Stanford	L	13-3
vs. Air Force	W	10-0
vs. Tulsa	W	7-3
vs. Southern California	L	0-4
vs. St John's	W	8-1
vs. Cal-Riverside	W	2-1
Western Oregon	L	7-14
at Pacific (Ore.)	W	2-1
Portland	L	3-7
at Portland State	L	1-2
at Portland State	W	9-0
at Linfield	W	7-5
at Oregon	L	5-13
at Portland	W	3-0
Portland State	W	1-0
at Washington State	L	1-11
Portland State	W	15-0
Washington	W	4-2
at California	W	7-3
at California	L	3-10
at Stanford	W	5-1
at Stanford	W	3-1
Lewis & Clark	W	9-2
at Western Oregon	W	5-0
UCLA	L	2-7
UCLA	L	3-4
Puget Sound	W	2-1
Oregon	L	3-5
at Oregon	W	4-2
vs. Southern California	L	3-11
vs. Washington State	W	10-4
vs. UCLA	L	2-13



## Year-By-Year Results



Gene Tanselli as head coach in 1971

### 1971

#### Head coach: Gene Tanselli

##### 18-17, 6-10 North

at UC-Riverside	L	6-7
vs. Kansas State	L	9-10
vs. Air Force	W	2-0
vs. Brigham Young	W	5-2
vs. Arizona State	L	4-5
vs. Stanford	L	5-10
vs. Oklahoma	L	4-6
vs. Puget Sound	L	5-9
vs. St Mary's (Calif.)	W	6-1
vs. Seattle	W	4-3
Puget Sound	W	14-6
Oregon	W	4-2
at Pacific (Ore.)	W	8-0
Linfield	W	12-6
Washington	W	4-3
Washington	W	5-4
Portland	L	0-3
at Washington	W	4-1
at Washington State	L	0-1
at Washington State	L	7-8
at Portland	W	8-4
Portland State	W	10-5
at UCLA	L	3-4
at UCLA	L	1-5
at Southern California	L	4-10
at Southern California	L	6-9
at Portland State	W	10-6
Lewis & Clark	W	7-6
Stanford	W	4-3
Stanford	L	7-16
California	L	1-2
California	L	5-12
Portland State	W	10-5
at Oregon	W	10-6
Oregon	L	3-4

### 1972

#### Head coach: Gene Tanselli

##### 13-24, 2-15 North

vs. Loyola (Calif.)	W	10-6
vs. Cal-Irvine	L	2-7
vs. Chapman	W	4-3
vs. Brigham Young	W	5-2
vs. Cal State-Fullerton	L	5-6
vs. Colorado	W	6-3
vs. Cal State-Fullerton	L	4-13
Willamette	W	6-2
vs. Seattle	L	6-8
at Portland State	L	0-1
Western Oregon	L	5-6
Portland	W	2-1
at Oregon	L	6-7
Oregon	L	1-7
Oregon	L	0-14
at Portland State	L	2-3
at Pacific (Ore.)	W	10-0

Washington State	L	0-7
Washington State	L	1-7
Washington State	L	2-11
Portland State	W	4-3
Linfield	W	11-3
at Washington State	L	5-6
at Washington State	L	3-4
at Washington State	L	3-9
at Portland	L	3-4
at Southern Oregon	W	8-5
Washington	L	7-9
Washington	L	1-2
Washington	W	7-1
Washington	L	3-7
Washington	W	9-2
at Western Oregon	W	5-4
at Portland State	L	1-8
Oregon	L	1-10
at Oregon	L	3-10
at Oregon	L	2-3

### 1973

#### Head coach: Jack Riley

##### 15-20-1, 5-13 North

vs. Utah	W	8-2
at San Diego State	L	4-5
vs. Utah	W	8-4
at San Diego State	L	6-11
at San Diego	L	1-4
Western Oregon	W	12-3
vs. Seattle	T	2-2
at Portland State	W	12-4
at Portland State	L	0-1
Portland	W	11-4
Washington	W	11-7
Washington	W	11-1
Washington	W	9-1
Southern Oregon	L	3-4
Willamette	W	6-0
Oregon	W	9-8
at Oregon	L	4-7
at Oregon	L	6-9
at Washington State	L	4-9
at Washington State	L	3-6
at Washington State	L	6-7
Portland State	W	5-4
at Lewis & Clark	L	2-6
Washington State	L	6-26
Washington State	L	2-5
Washington State	L	1-4
at Portland	L	4-7
Lewis & Clark	W	2-1
at Washington	L	2-3
at Washington	L	1-2
at Washington	W	3-1
Portland State	W	9-2
at Western Oregon	W	2-1
at Oregon	L	0-10
Oregon	L	1-2
Oregon	L	5-7

### 1974

#### Head coach: Jack Riley

##### 16-23, 6-12 North

at Chico State	L	4-5
at Chico State	L	5-8
at Santa Clara	L	4-7
at Cal State-Hayward	L	3-4
at San Francisco	W	6-0
at San Jose State	L	7-11
at CSU-Hayward	W	14-3
at San Jose State	L	7-9
at CSU-Sacramento	W	9-5
at Humboldt State	L	7-12
Portland State	W	4-2
vs. Puget Sound	L	0-1
vs. Washington	L	3-4
at Portland State	L	3-12
Washington State	L	6-7
Washington State	L	1-3
Washington State	L	1-15
Portland	W	3-2
Southern Oregon	W	11-2
at Washington	W	3-1
at Washington	L	1-2
at Washington	L	4-5
at Portland State	L	1-5
at Oregon	L	2-12
Oregon	W	3-2
Oregon	L	2-7
at Portland	W	6-3
Western Oregon	W	5-3
Washington	W	7-1
Washington	W	11-1
Washington	W	8-7
at Portland State	W	8-1
at Washington State	L	6-7
at Washington State	L	2-3
at Washington State	L	2-3
Oregon Tech	W	15-5
Oregon	W	7-6
at Oregon	L	9-10
at Oregon	L	5-6

### 1975

#### Head coach: Jack Riley

##### 28-10-1, 13-5 North

vs. Puget Sound	W	13-3
vs. Washington State	L	2-5
vs. Gonzaga	W	5-2
vs. Boise State	W	10-3
vs. West. Washington	W	7-0
vs. Lewis-Clark State	W	8-3
at Santa Clara	T	2-2
at San Jose State	L	4-5
at CSU-Stanislaus	W	8-7
vs. California	W	6-3
vs. Nevada-Las Vegas	L	3-4
vs. Air Force	W	7-2
vs. Laverne	W	4-3
Pacific (Ore.)	W	8-7
at Washington State	L	0-7

at Washington State	W	11-3
at Washington State	W	10-7
Western Oregon	W	8-7
Washington	W	14-2
Washington	W	10-9
Washington	W	22-9
at Portland State	W	9-5
Puget Sound	L	2-3
Oregon	W	3-0
at Oregon	L	6-8
at Oregon	W	7-4
at Washington	W	10-5
at Washington	W	6-2
at Washington	W	9-0
at Pacific (Ore.)	W	7-2
Western Oregon	W	9-7
at Washington State	L	8-11
at Washington State	L	3-7
at Washington State	W	6-7
at Portland	W	5-4
at Oregon	L	1-7
Oregon	W	6-5
Oregon	W	11-7
at Washington State	L	4-6

### 1976

#### Head coach: Jack Riley

##### 31-15, 12-6 North

Pacific (Ore.)	W	7-1
Pacific (Ore.)	W	3-0
at Chico State	W	7-2
vs. Delaware	W	2-1
vs. Eastern Michigan	L	1-5
vs. Arizona State	L	9-11
vs. Stanford	L	6-8
at UC-Riverside	W	3-2
vs. Tulsa	W	1-0
vs. Brigham Young	W	5-0
at CSU-Los Angeles	L	0-3
at Southern California	L	5-6
at CSU-Los Angeles	L	5-13
vs. Grand Canyon	L	1-5
vs. Nevada-Las Vegas	L	5-7
vs. Brigham Young	W	13-7
vs. Arizona State	L	8-9
vs. Washington State	W	11-2
Portland	W	15-2
at Pacific (Ore.)	W	10-0
Portland State	W	6-1
Western Oregon	W	14-6
at Washington	L	2-3
at Washington	W	9-1
Western Oregon	W	8-2
Washington State	W	4-0
Washington State	W	2-1
Washington State	L	2-12
at Portland	W	4-3
Linfield	W	11-2
at Oregon	W	9-5
Oregon	W	8-0
Oregon	W	3-1

Western Oregon	W	9-1
Puget Sound	W	3-0
at Washington State	L	0-1
at Washington State	L	3-13
at Washington State	L	2-3
at Portland State	W	7-1
Washington	W	8-3
Washington	W	8-3
Washington	W	7-6
Washington	W	12-3
Oregon	W	10-0
Oregon	L	2-3
at Oregon	W	4-3

### 1977

#### Head coach: Jack Riley

##### 31-17, 12-6 North

Pacific (Ore.)	W	6-0
Pacific (Ore.)	W	4-1
at Chico State	W	4-1
at Chico State	W	5-3
vs. Cal Poly	W	12-9
at Southern California	L	3-4
at Cal State Fullerton	L	1-6
vs. Pepperdine	L	12-14
vs. Northern Arizona	L	6-13
vs. Grand Canyon	W	7-1
at Arizona State	L	6-11
vs. Arizona	L	3-7
at Cal Poly	L	5-7
at San Jose State	W	3-1
at Santa Clara	W	1-0
vs. San Francisco	W	17-2
vs. Pacific (Calif.)	L	4-5
vs. Arizona	L	3-11
vs. Stanford	L	0-9
vs. San Diego State	W	7-5
Western Oregon	W	15-1
Washington	W	8-1
Washington	W	4-3
Washington	W	11-3
at Linfield	W	7-3
Western Oregon	W	4-0
at Washington State	L	2-4
at Washington State	W	7-5
at Washington State	L	0-9
Willamette	W	12-5
at Pacific (Ore.)	W	13-1
Oregon	W	4-2
at Oregon	W	6-2
at Oregon	W	10-5
Portland	W	10-3
at Willamette	W	11-5
Washington State	L	4-11
Washington State	W	4-3
Washington State	L	2-5
at Washington	W	5-2
at Washington	L	1-9
at Washington	W	6-1
at Western Oregon	W	7-0
Puget Sound	W	5-2



1975 Oregon State Baseball Team



## Year-By-Year Results

at Oregon	W	11-4
Oregon	L	1-7
Oregon	W	18-3
at Portland State	L	4-5

### 1978

#### Head coach: Jack Riley 22-22-2, 6-9 North

Pacific (Ore.)	W	6-1
Pacific (Ore.)	W	4-2
at Chico State	W	11-0
at Chico State	L	1-5
at CSU-Sacramento	W	19-0
at CSU-Hayward	W	1-0
at CSU-Hayward	W	2-1
at St Mary's (Calif.)	T	4-4
vs. Portland State	L	1-10
vs. CSU-Los Angeles	W	6-5
vs. CSU-Los Angeles	L	0-1
at Fresno State	L	6-11
vs. Portland State	L	2-6
at Fresno State	L	1-11
vs. California	L	5-11
vs. Maine	W	6-0
vs. Stanford	L	7-11
vs. Oral Roberts	L	1-5
vs. Cal-Riverside	W	4-2
vs. Washington State	W	2-0
vs. Valdosta State	W	4-2
Portland	W	3-2
Southern Oregon	W	13-3
Washington State	L	8-11
Washington State	W	2-1
Washington State	L	2-4
Portland State	W	23-3
at Western Oregon	L	1-5
at Puget Sound	W	25-3
at Washington	T	0-0
at Washington	W	4-3
Linfield	L	6-7
Oregon	W	5-2
Oregon	L	4-5
at Oregon	W	6-4
at Linfield	L	3-9
Washington	L	6-9
Washington	L	6-12
Washington	W	5-4
Washington	L	5-6
Western Oregon	W	9-0
at Portland	L	5-10
at Washington State	W	5-2
at Washington State	L	2-3
at Washington State	L	4-5
at Oregon	L	10-12

### 1979

#### Head coach: Jack Riley 21-25, 4-11 North

at Hawaii	L	1-2
at Hawaii	L	2-4
at Hawaii	L	13-14
at Hawaii	L	3-4
at Hawaii	L	2-5
at Hawaii	L	2-6
Pacific (Ore.)	W	4-2
Pacific (Ore.)	W	4-0
at Oregon Tech	W	19-1
at Oregon Tech	W	18-0
at Pacific (Calif.)	L	1-9
at San Jose State	W	7-2
at CSU-Stanislaus	L	4-11
at Fresno State	L	2-6
vs. Pepperdine	L	1-2
vs. Washington State	L	3-4
vs. Wyoming	W	11-8
vs. UNLV	L	5-6
vs. Pepperdine	L	4-7
at Fresno State	L	1-9
at CSU-Sacramento	W	9-2

Portland State	W	1-0
Oregon Tech	W	5-1
Lewis & Clark	W	7-2
Willamette	W	3-2
at Washington State	L	2-3
at Washington State	L	1-8
at Washington State	L	5-8
Washington	L	6-7
Washington	L	0-2
Washington	L	1-7
Oregon	W	1-0
at Oregon	W	7-3
at Oregon	W	7-3
Linfield	W	4-1
at Willamette	W	8-2
at Puget Sound	W	15-4
at Washington	L	1-12
at Washington	L	0-7
at Washington	L	3-4
Western Oregon	W	7-3
at Portland State	W	5-4
at Lewis & Clark	W	21-3
at Oregon	L	2-7
Oregon	W	2-0
Oregon	L	2-6

### 1980

#### Head coach: Jack Riley 33-16, 8-9 North

Pacific (Ore.)	W	17-0
Pacific (Ore.)	W	6-0
at Chico State	L	6-14
at Pacific (Calif.)	W	4-3
at Long Beach State	L	2-5
at Long Beach State	W	2-1
at Long Beach State	L	4-8
at Pepperdine	W	3-2
at Pepperdine	W	7-3
vs. Oral Roberts	L	3-6
vs. Oral Roberts	W	5-4
at Fresno State	L	7-12
at Chico State	W	17-5
at Oregon Tech	W	9-3
Puget Sound	W	8-4
Puget Sound	W	14-0
Puget Sound	W	5-0
at Gonzaga	W	5-3
at Gonzaga	L	6-8
Portland State	W	3-1
Concordia	W	12-0
George Fox	W	7-4
Washington	W	2-1
at Washington State	L	7-8
at Washington State	L	4-7
at Washington State	L	5-7
at Portland	W	10-4
at Linfield	W	11-7
Southern Oregon	W	10-2
at Oregon	L	3-4
Oregon	W	7-1
Oregon	W	2-1
at Portland State	W	8-4
Linfield	W	22-8
Washington State	L	3-9
Washington State	L	3-9
Washington State	W	12-11
Lewis & Clark	W	11-2
at Western Oregon	W	21-3
Willamette	W	12-3
at Washington	L	2-3
at Washington	W	11-7
at Washington	L	3-4
at Washington	W	11-7
Portland	L	0-10
Western Oregon	W	9-1
at Oregon	W	8-2
at Oregon	L	3-8
Oregon	W	3-2

### 1981

#### Head coach: Jack Riley

##### 29-14-1, 11-7 North

Western Oregon	W	15-1
Pacific (Ore.)	W	6-5
Pacific (Ore.)	W	2-0
vs. Washington State	L	9-12
at Lewis-Clark State	W	13-10
vs. Gonzaga	W	8-1
vs. East. Washington	W	6-3
at Lewis-Clark State	L	4-5
Oregon Tech	W	11-6
Oregon Tech	W	8-7
vs. Willamette	L	4-5
at Chico State	W	6-0
at Pacific (Calif.)	W	6-5
vs. Brigham Young	W	6-3
vs. UC-Santa Barbara	L	6-7
vs. Fresno State	L	5-8
vs. Brigham Young	L	2-3
vs. UC-Santa Barbara	W	5-2
vs. Washington State	W	5-4
at San Jose State	L	4-14
at Chico State	T	9-9
at Washington	L	1-8
at Washington	W	7-4
Washington State	L	3-6
Washington State	W	6-2
at Port. Beavers (ex.)	W	3-2
Western Oregon	W	7-1
Southern Oregon	W	10-0
Oregon	L	4-11
at Oregon	W	7-3
at Oregon	W	7-5
at Washington State	W	12-0
at Washington State	W	9-8
at Washington State	L	3-12
at Washington State	L	2-8
at Portland	W	12-1
at George Fox	W	23-1
at Washington	W	11-5
Washington	W	14-12
Washington	W	10-2
Washington	L	4-14
at Western Oregon	W	6-2
at Oregon	L	8-10
Oregon	W	8-3
Oregon	W	8-6

### 1982

#### Head coach: Jack Riley

##### 29-15, 16-8 North

vs. East. Washington	L	3-4
at Lewis-Clark State	W	15-7
vs. Washington State	L	9-13
at Lewis-Clark State	W	10-4
at Pacific (Ore.)	W	3-1
at Oregon Tech	W	15-3
at Oregon Tech	W	14-6
at St. Mary's (Calif.)	L	3-5
at Santa Clara	W	5-1
at Pacific (Calif.)	W	5-1
vs. UC-Santa Barbara	L	6-8
at San Jose State	L	0-7
at San Jose State	W	9-2
Western Oregon	W	19-2
Portland State	W	5-4
at Portland State	W	9-2
Eastern Washington	W	3-1
Eastern Washington	L	3-4
at Washington State	L	3-4
at Washington State	W	13-12
at Gonzaga	W	6-5
at Gonzaga	L	7-11
Southern Oregon	W	14-5
at Portland State	W	5-4
Western Oregon	W	12-1
Washington	W	5-2
Washington	W	6-1
Portland	W	3-1

Portland	W	8-1
at Western Oregon	W	12-4
Willamette	W	5-4
at Portland	W	3-1
at Portland	L	2-4
at Washington	W	7-5
at Washington	L	5-13
Gonzaga	L	3-6
Gonzaga	W	10-9
Washington State	W	11-5
Washington State	W	7-6
Portland State	W	13-1
at Eastern Washington	L	1-2
at Eastern Washington	L	3-7
at Stanford	L	6-15
at Stanford	L	4-15

### 1983

#### Head coach: Jack Riley

##### 27-17, 17-7 North

vs. Washington State	L	6-8
at Lewis-Clark State	L	7-21
vs. Washington State	L	0-12
at Santa Clara	W	6-4
at San Jose State	L	4-5
at San Jose State	L	8-10
at San Jose State	W	7-3
at Oregon Tech	W	19-5
at Oregon Tech	W	15-0
vs. Washington	W	12-3
Linfield	W	13-1
Portland State	L	7-10
at Portland State	L	3-5
Western Oregon	W	8-0
Willamette	W	7-5
Portland State	W	11-5
at Washington State	L	3-6
at Washington State	L	5-6
at Lewis-Clark State	L	4-12
Willamette	W	9-1
at Western Oregon	L	10-11
Gonzaga	W	3-2
Gonzaga	W	9-3
Eastern Washington	W	8-5
Eastern Washington	L	6-7
at Linfield	L	9-13
at Portland	W	10-1
at Portland	W	2-1
at Washington	W	6-5
at Washington	L	3-7
Lewis & Clark	W	22-0
Washington	W	8-2
Washington	L	3-7
Portland	W	5-4
Portland	W	9-4
at Eastern Washington	W	6-0
at Eastern Washington	W	13-5
at Gonzaga	W	10-1
at Gonzaga	W	10-6
at Portland State	W	4-3
Washington State	W	2-1
Washington State	W	14-5
at Stanford	L	0-14
vs. UC-Santa Barbara	L	3-7

### 1984

#### Head coach: Jack Riley

##### 22-23, 11-11 North

vs. CSU-Sacramento	W	4-1
vs. CSU-Sacramento	W	9-1
at Fresno State	L	1-9
vs. SW Louisiana	L	6-8
vs. UC-Santa Barbara	W	6-5
vs. Brigham Young	L	5-6
vs. Washington	W	3-1
vs. UC-Santa Barbara	W	6-4
vs. Oral Roberts	L	0-6
vs. Seton Hall	W	5-3
vs. Cal State-Fullerton	L	5-14

vs. Brigham Young	L	1-3
vs. San Diego State	L	7-12
at Cal-Riverside	L	2-15
vs. Washington State	L	7-8
at Portland	W	4-3
Portland	L	4-12
Linfield	W	11-2
at East. Washington	W	5-3
at East. Washington	W	6-4
at Washington State	L	2-5
at Washington State	W	11-5
Western Oregon	W	13-4
Lewis-Clark State	L	4-14
Portland State	L	0-2
Portland State	L	3-5
Washington	W	9-1
Washington	W	6-4
Willamette	W	13-5
at Portland	L	4-6
at Washington	W	4-3
at Washington	L	0-7
Washington State	L	1-2
Washington State	W	7-2
Eastern Washington	W	6-2
Eastern Washington	L	3-5
Portland	W	4-1
at Gonzaga	L	1-8
at Gonzaga	L	6-15
at Portland State	L	0-1
at Portland State	W	3-2
at Portland State	W	4-2
vs. Washington State	L	4-7
vs. Eastern Washington	W	3-2
vs. Washington State	L	2-7

### 1985

#### Head coach: Jack Riley

##### 34-17, 12-12 North

at Chico State	L	4-10
at Chico State	W	9-8
at Chico State	W	36-12
Pacific (Ore.)	W	7-0
Western Oregon	W	26-4
Western Oregon	W	5-0
Western Oregon	L	6-7
at Cal-Riverside	L	6-9
vs. San Diego State	W	4-3
vs. Missouri	W	11-10
vs. Arizona State	W	13-2
at Cal-Riverside	W	5-3
vs. Harvard	W	13-10
vs. Air Force	W	14-6
vs. UCLA	W	14-6
vs. San Diego State	W	6-5
Portland	W	2-1
Willamette	W	3-1
at Portland	L	0-4
Eastern Washington	W	4-3
Eastern Washington	W	9-6
Portland	W	9-1
Oregon Tech	W	4-0
at Washington State	L	7-8
at Washington State	W	9-8
at Gonzaga	L	3-5
at Gonzaga	L	2-9
Linfield	W	11-3
at Portland State	W	5-1
at Portland State	L	2-5
at Washington	L	3-5
at Washington	W	5-2
at Willamette	W	13-4
Washington	W	7-4
Washington	L	6-11
Portland State	L	9-14
Portland State	L	5-15
at Linfield	W	6-4
Gonzaga	W	8-4
Gonzaga	W	15-8
Washington State	W	12-1
Washington State	L	4-8



## Year-By-Year Results

at Western Oregon	W	12-0
at Portland	L	2-3
at Eastern Washington	W	9-6
at Eastern Washington	L	2-4
vs. Washington State	W	8-7
vs. Washington	W	5-2
vs. Washington State	W	4-2
at Stanford	L	3-17
at Pepperdine	L	1-6

### 1986

#### Head coach: Jack Riley

##### 39-15, 18-5 North


at Oregon Tech	L	5-6
at CSU-Sacramento	L	3-4
at CSU-Sacramento	W	1-0
at Fresno State	W	8-7
at Fresno State	L	2-13
at Fresno State	L	2-9
Lewis & Clark	W	5-1
vs. Cornell	W	12-0
vs. Tulane	L	9-11
vs. Cornell	W	5-0
vs. Wisconsin	L	6-15
vs. Notre Dame	W	4-1
at Cal-Riverside	W	13-3
vs. Washington	L	3-11
vs. Brigham Young	W	11-3
Portland State	W	9-3
at Portland State	W	6-2
at Washington State	W	13-6
at Washington State	L	6-7
Portland State	W	13-3
Oregon Tech	W	10-0
at Linfield	W	7-3
Gonzaga	W	7-3
Gonzaga	W	11-4
Eastern Washington	W	3-2
Eastern Washington	W	8-2
at Willamette	W	10-5
Western Oregon	W	17-9
at East. Washington	W	4-3
at East. Washington	W	7-6
at Gonzaga	W	9-6
at Gonzaga	W	10-8
at Pacific (Ore.)	W	21-3
at Portland State	W	2-1
Washington State	L	3-4
Linfield	W	5-1
Washington	W	3-1
Washington	W	9-4
Portland	W	5-0
Portland	W	4-1
at Portland	L	7-9
at Portland	L	3-7
at Washington	W	8-5
at Washington	L	3-4
vs. Washington	W	10-2
vs. Portland	W	6-5
vs. Portland State	L	3-4
vs. Washington State	W	11-4
vs. Portland State	W	7-4
vs. Portland State	W	8-7
vs. Arkansas	L	3-4
vs. Richmond	W	7-1
vs. Arkansas	W	1-0
vs. Stanford	L	7-10

### 1987

#### Head coach: Jack Riley

##### 31-15, 15-9 North

at Chico State	W	9-4
at Chico State	W	7-5
at Chico State	L	5-6
at Oregon Tech	W	11-0
vs. CSU-Sacramento	L	12-13
vs. CSU-Sacramento	L	5-6
at Fresno State	W	1-0
vs. UC-Santa Barbara	W	10-4



1986 Oregon State Baseball Team

vs. U.S. International	W	16-2
vs. East. Washington	W	18-2
vs. San Diego State	W	8-7
Portland	L	6-13
at Portland	W	13-6
at Portland State	W	3-2
Willamette	W	13-6
Portland State	W	15-6
Gonzaga	L	4-6
Gonzaga	W	8-5
at Portland State	L	1-11
Linfield	W	5-1
at East. Washington	W	5-4
at East. Washington	W	4-1
at Washington State	L	3-22
at Washington State	L	3-10
Pacific (Ore.)	W	13-2
Oregon Tech	W	19-3
Washington State	W	6-3
Washington State	L	7-10
Eastern Washington	W	4-3
Eastern Washington	W	8-4
at Willamette	W	9-3
Portland State	W	14-3
at Gonzaga	W	9-0
at Gonzaga	W	10-8
at Western Oregon	W	9-0
at Linfield	W	5-0
at Washington	W	7-4
at Washington	L	6-9
at Portland	L	1-4
at Portland	L	5-9
Portland	W	5-4
Portland	W	18-0
Washington	W	4-3
Washington	L	4-13
vs. Washington	L	4-11
vs. Washington State	L	2-3

### 1988

#### Head coach: Jack Riley

##### 30-19, 14-10 North

at Sonoma State	W	10-3
at Sonoma State	W	3-1
at Sonoma State	L	5-7
at Chico State	L	2-6
at Chico State	W	8-6
at Chico State	W	4-0
at Oregon Tech	W	15-7
Western Oregon	W	8-1
Western Oregon	W	7-4
vs. Geo. Washington	W	9-6
vs. Texas A&M	L	11-16
at Fresno State	L	10-12
vs. Brigham Young	W	6-5
vs. Long Beach State	L	0-1
vs. Clemson	L	3-9
at CSU-Sacramento	L	9-10
Western Oregon	W	5-1
Portland	L	4-5
at Portland	L	2-3

Portland	W	10-9
at East. Washington	W	9-3
at East. Washington	W	17-7
Pacific (Ore.)	W	17-1
Gonzaga	W	6-5
Gonzaga	L	3-12
at Washington State	L	1-3
at Washington State	W	4-3
Willamette	W	8-0
at Washington State	L	4-5
at Washington State	L	4-10
at Gonzaga	L	0-1
at Gonzaga	W	9-8
Lewis & Clark	W	9-8
at Portland	W	9-1
Eastern Washington	W	2-0
Eastern Washington	L	1-6
Concordia	W	4-1
Portland State	W	4-0
Portland State	W	23-11
Washington	W	7-3
Washington	L	7-16
at Washington	W	13-0
at Washington	W	4-3
at Portland State	L	2-5
at Portland State	W	13-6
vs. Portland	W	1-0
vs. Gonzaga	W	11-1
vs. Washington State	L	3-13
vs. East. Washington	L	7-8

### 1989

#### Head coach: Jack Riley

##### 27-23, 15-9 North

at Chico State	W	4-3
at Chico State	W	8-2
at Chico State	L	6-15
at Cal State-Sac.	L	3-7
at Cal State-Sac.	W	5-4
at Pacific (Calif.)	L	0-3
at Pacific (Calif.)	W	19-3
at Fresno State	L	2-5

at Fresno State	W	8-6
at Fresno State	L	1-2
at Long Beach State	L	9-10
at Long Beach State	L	6-13
vs. Harvard	L	7-9
at Cal-Riverside	L	9-10
vs. Washington State	L	0-4
vs. Brigham Young	L	2-9
vs. Arizona State	L	2-4
George Fox	W	4-2
at Portland	L	2-4
Washington State	L	2-4
Washington State	L	0-2
Portland	L	3-10
Linfield	W	12-0
at East. Washington	W	4-2
at East. Washington	W	8-3
at Gonzaga	W	12-5
at Gonzaga	L	8-11
Concordia	W	14-5
Willamette	W	4-0
Gonzaga	L	5-6
Gonzaga	L	9-12
Eastern Washington	W	14-2
Eastern Washington	W	12-11
Lewis & Clark	W	12-1
at Washington State	W	15-4
at Washington State	W	11-4
Portland	W	4-3
at Portland	L	2-5
at Washington	W	4-3
at Washington	L	3-7
at Portland State	W	14-4
at Portland State	W	8-3
Portland State	W	9-2
Portland State	W	12-4
Washington	W	9-8
Washington	W	2-1
vs. Portland	L	1-3
vs. East. Washington	W	12-5
vs. Gonzaga	W	8-3
vs. Portland State	L	4-9

### 1990

#### Head coach: Jack Riley

##### 30-22, 15-9 North

at Chico State	L	3-4
vs. Nevada	L	3-4
at Chico State	L	8-15
at Cal State-Sac.	L	2-6
at Pacific (Calif.)	L	3-4
at Pacific (Calif.)	L	3-4
at Fresno State	L	6-7
at Fresno State	L	5-14
at Fresno State	W	2-1
Willamette	W	4-0
vs. Brigham Young	L	7-10
vs. Ohio State	W	11-10
at San Jose State	L	2-3
vs. Minnesota	W	7-3
vs. Washington	W	8-1
at San Jose State	L	3-6
Western Oregon	W	14-6
George Fox	W	8-1
at Portland State	L	5-12
Portland State	W	12-3
at George Fox	W	10-4
Linfield	W	5-3
at East. Washington	W	8-4
at East. Washington	L	7-8
at Washington State	W	8-5
at Washington State	L	4-11
at Portland	W	9-4
Oregon Tech	W	10-7
Gonzaga	L	3-7
Gonzaga	L	8-13
at Willamette	W	9-1
Portland State	W	4-3
at Gonzaga	W	11-1
at Gonzaga	L	0-7
Concordia	W	7-6
Washington State	W	2-1
Washington State	L	0-7
Eastern Washington	W	15-1
Eastern Washington	W	8-0
Eastern Oregon	W	8-0
at Western Oregon	W	11-0
Portland	W	4-0
Portland	W	6-1
Washington	W	9-0
Washington	L	6-14
at Washington	L	3-5
at Washington	W	9-8
at Portland	W	11-1
at Portland	W	7-2
vs. Washington	W	3-1
vs. Washington State	L	5-16
vs. Washington	L	2-9

### 1991

#### Head coach: Jack Riley

##### 28-20, 12-8 North

George Fox	W	15-3
------------	---	------



Jeff Brauning earned Second-Team All-Region honors in 1989

at McNeese State	L	5-6
vs. Oklahoma State	L	4-5
at SW Louisiana	W	8-7
vs. Tulane	L	5-6
vs. Oklahoma State	L	1-12
at Portland State	L	3-4
Portland State	W	22-7
at CSU-Sacramento	L	6-8
at Fresno State	L	1-3
at Fresno State	W	5-2
at Fresno State	W	5-2
at UC-Riverside	L	1-2
vs. Brigham Young	L	1-5
vs. Lafayette	W	11-5
vs. New Mexico	W	5-4
vs. Washington	W	7-5
Portland	L	0-2
at Portland State	L	1-7
at Portland State	L	0-6
at Washington	L	1-3
at Washington	W	7-5
Willamette	W	8-0
Western Oregon	W	5-4
Gonzaga	W	6-0
Gonzaga	W	8-0
Washington State	W	1-0
Washington State	L	4-9
Concordia	W	8-0
at George Fox	W	6-1
at Portland	L	0-13
at Portland	W	9-7
Linfield	W	4-3
at Washington State	L	2-6
at Washington State	L	6-8
at Gonzaga	W	9-2
at Gonzaga	W	14-2
at Western Oregon	W	6-0
Portland	W	12-11
at Portland	W	12-8
Washington	W	5-2
Washington	W	4-0
Portland State	W	3-0
Portland State	L	5-8
vs. Portland	L	4-13
vs. Washington	W	16-14
vs. Washington State	W	9-8
vs. Portland	L	5-8

## 1992

### Head coach: Jack Riley 23-30, 10-20 North

Concordia	W	17-2
Lewis & Clark	W	15-4
vs. Northwestern	L	1-10
at Nevada-Las Vegas	L	6-9
vs. Southern Utah	W	8-2
vs. Northwestern	L	2-5
vs. Southern Utah	W	10-1
Western Oregon	W	8-0
vs. Evansville	W	6-5
at Central Florida	L	5-6
vs. Illinois-Chicago	W	10-6
vs. Evansville	L	5-6
at Central Florida	W	5-4
vs. Illinois-Chicago	W	7-5
at Cal State-Sac.	W	14-6
at Cal State-Sac.	L	3-4
at Cal State-Sac.	L	3-6
vs. Nevada	L	5-7
George Fox	L	1-4
at Gonzaga	W	3-0
at Gonzaga	L	1-6
at Gonzaga	L	1-7
Willamette	W	14-2
at Portland	L	7-12
Washington State	L	4-6
Washington State	L	7-8
Washington State	W	6-3
Portland	L	6-7
Portland State	L	3-6

at Portland State	W	3-1
at Portland State	L	4-5
at Linfield	L	3-5
at Portland	W	7-3
at Washington	L	1-2
at Washington	L	3-7
at Washington	L	1-4
at George Fox	W	5-2
at Washington State	W	7-4
at Washington State	L	6-7
at Washington State	W	5-4
Linfield	W	7-5
at Portland	L	3-7
at Portland State	L	5-6
Portland State	W	2-0
Portland State	L	4-9
Portland	W	17-13
Portland	L	7-14
Washington	W	7-6
Washington	L	7-8
Washington	L	6-20
Gonzaga	W	7-3
Gonzaga	L	1-3
Gonzaga	L	5-8

## 1993

### Head coach: Jack Riley 31-18, 20-10 North

vs. California	L	1-10
at CSU-Sacramento	W	8-6
vs. UC-Santa Barbara	W	11-8
at CSU-Sacramento	L	9-10
Western Oregon	W	8-3
Linfield	W	5-1
Eastern Oregon	W	11-0
Willamette	W	16-6
George Fox	W	14-1
vs. Utah	L	3-7
at San Jose State	W	5-1
vs. Cal State-Sac.	W	7-1
vs. Utah	W	5-1
at Texas Christian	W	2-0
at Texas Christian	L	4-5
at Texas-Arlington	L	9-13
at Oklahoma	L	13-14
at Oklahoma	L	9-20
vs. SW Missouri State	W	17-3
at Oklahoma	L	9-10
Gonzaga	W	13-0
Gonzaga	W	17-3
at Portland	W	4-1
Portland	W	8-3
at Washington State	W	9-2
at Washington State	L	5-11
at Washington State	L	7-8
Portland	W	5-0
vs. Washington	L	1-4
vs. Washington	L	0-5
vs. Washington	W	4-0
Portland	W	5-0
at Portland State	W	10-0
at Portland State	W	5-3
at Gonzaga	W	10-8
at Gonzaga	W	11-3
at Gonzaga	L	2-9
at Gonzaga	W	6-4
at Portland	W	16-3
Portland State	W	13-5
Portland State	L	4-6
at Portland State	L	1-2
at Portland State	L	4-9
Portland	W	3-1
Washington	W	2-1
Washington	L	4-5
Washington	L	6-9
Washington State	W	9-0
Washington State	W	3-2

## 1994

### Head coach: Jack Riley

#### 35-16, 22-8 North

Western Oregon	W	2-1
Lewis & Clark	W	5-0
Pacific (Ore.)	W	10-3
vs. Portland	L	2-5
at Cal State-Sac.	W	5-0
at Cal State-Sac.	W	10-3
vs. Portland	W	8-5
at Western Oregon	W	11-0
George Fox	W	8-3
vs. Maine	W	18-2
vs. Portland	L	0-3
at San Jose State	L	0-3
vs. Maine	W	8-3
Willamette	W	7-4
vs. Clemson	W	9-2
at Hawaii	L	7-4
vs. Grand Canyon	L	2-4
vs. Lewis-Clark State	W	2-0
vs. Washington	W	12-2
at Hawaii	L	4-13
vs. Lewis-Clark State	L	0-1
at Portland State	W	6-5
Gonzaga	W	2-1
Gonzaga	W	5-3
Gonzaga	W	5-2
at Washington State	W	9-5
at Washington State	W	4-3
at Washington State	W	3-1
at Portland State	W	7-1
Portland	L	1-10
Portland	W	4-0
at Portland	W	12-1
Portland State	L	1-6
Washington	L	0-2
Washington	L	1-19
Washington	W	3-1
at Portland State	L	1-8
at Washington	W	5-3
at Washington	L	2-5
at Washington	L	6-9
Portland State	W	2-1
at Portland	W	4-2
at Portland	L	12-13
Portland	W	4-2
Portland State	W	11-6
Washington State	W	3-0
Washington State	W	4-2
Washington State	W	6-1
at Gonzaga	W	3-2
at Gonzaga	W	12-3
at Gonzaga	W	9-2

## 1995

### Head coach: Pat Casey

#### 25-24-1, 14-16 North

Western Oregon	W	4-3
Concordia	W	16-2
Eastern Oregon	W	3-0
Willamette	W	10-6
George Fox	W	4-0
at Western Oregon	L	3-6
vs. Michigan State	L	2-12
vs. Michigan State	W	11-10
at New Mexico State	W	13-10
at New Mexico State	L	11-12
at New Mexico State	W	7-4
vs. Arkansas	L	4-5
at San Jose State	T	6-6
vs. Santa Clara	L	4-6
vs. Santa Clara	L	8-9
at Gonzaga	L	5-6
vs. Lewis-Clark State	L	3-13
vs. Portland	W	5-4
vs. Brigham Young	W	19-3
Gonzaga	W	5-4
Gonzaga	L	1-7
Gonzaga	W	6-5
at Gonzaga	W	1-0
at Gonzaga	L	1-2
at Gonzaga	W	8-4
at Portland State	L	3-6
at Portland State	L	2-5
Washington State	L	4-5
Washington State	W	5-4
at Portland	W	7-4
at Portland	L	7-8
Portland	L	7-8
at Portland State	L	5-6
at Washington	L	3-5
at Washington	L	0-1
at Washington	L	0-2
Portland State	L	1-5
Portland State	W	13-4
Washington	W	2-1
Washington	W	9-2
Washington	W	6-5
Portland State	W	4-2
at Portland	W	3-2
Portland	L	4-9
Portland	W	10-5
Linfield	W	7-5
at Washington State	L	1-3
at Washington State	L	5-14
at Washington State	L	7-8
at Washington State	W	14-6

## 1996

### Head coach: Pat Casey

#### 32-16-1, 14-10 North


at Pacific (Calif.)	W	5-4
at Pacific (Calif.)	W	5-3

at Pacific (Calif.)	L	3-4
at San Diego	W	19-4
at San Diego State	L	3-4
vs. Utah	W	7-0
at San Diego State	T	10-10
at Portland	W	16-2
at San Jose State	W	8-5
at San Jose State	W	10-3
George Fox	W	13-2
vs. Pacific (Calif.)	L	2-6
vs. Creighton	W	8-3
vs. Creighton	W	14-10
vs. New Mexico	W	5-4
at Fresno State	L	4-7
vs. Pacific (Calif.)	W	11-2
Pacific (Ore.)	W	16-1
vs. Wright State	W	3-2
vs. Lewis-Clark State	W	7-3
at Hawaii	L	7-8
vs. Hawaii-Hilo	W	3-2
at Hawaii	L	9-15
at Washington	L	8-9
at Washington	W	15-2
at Washington	L	2-5
at Washington	L	3-5
Linfield	W	9-6
Portland State	W	14-2
Portland State	L	6-7
at Portland State	L	0-2
at Portland State	W	9-8
Washington State	W	18-3
Washington State	W	4-3
Washington State	W	6-2
Washington State	W	16-9
at Washington State	L	5-9
at Washington State	L	3-6
at Washington State	L	7-10
at Washington State	W	3-0
at Portland State	W	3-2
Portland State	L	2-5
Portland State	W	14-0
at Portland State	W	11-1
Portland	W	18-5
Washington	W	6-2
Washington	W	3-2
Washington	W	3-2
Washington	L	5-9

## 1997

### Head coach: Pat Casey 38-12-1, 18-6 North

at Hawaii	W	14-4
at Hawaii	W	9-5
at Hawaii	L	3-11
at Hawaii-Hilo	T	1-1
at CSU-Sacramento	L	0-2
at CSU-Sacramento	W	18-6
at CSU-Sacramento	W	8-5
at California	L	6-8
at California	L	2-14



1997 Oregon State Baseball Team



# Year-By-Year Results



Goss Stadium as it was seen in 2000, the second season after the renovation

at California	W	15-2
Willamette	W	5-4
vs. Portland	L	6-10
vs. Washington State	W	17-3
vs. Canada (ex.)	W	16-6
vs. Gonzaga	W	5-3
at Lewis-Clark State	W	7-2
Concordia	W	9-3
Lewis-Clark State	W	5-3
Lewis-Clark State	W	12-3
vs. Howard	W	26-4
at Oklahoma	W	10-2
at Oklahoma	L	2-14
at Oral Roberts	W	20-5
at Oral Roberts	W	8-2
Washington State	W	9-6
Washington State	W	7-2
Washington State	W	18-6
Washington State	L	4-6
Portland	W	9-3
at Portland State	W	16-3
Portland State	W	15-1
Portland State	W	13-2
at Washington	L	5-10
at Washington	W	15-4
at Washington	L	2-3
at Washington	W	7-6
at Portland	W	9-3
Washington	L	4-6
Washington	W	7-6
Washington	W	17-7
Washington	L	3-6
Linfield	W	18-0
Portland State	W	6-1
Portland State	L	3-4
at Portland State	W	7-5
at Portland State	W	6-2
Portland State	W	5-3
Portland	W	33-3
at Washington State	W	18-8
at Washington State	W	20-4
at Washington State	W	6-1
at Washington State	W	14-12

## 1998

### Head coach: Pat Casey 35-14-1, 15-9 North

vs. South Florida	W	7-6
vs. Florida Atlantic	W	13-5
vs. Central Florida	W	7-2
vs. UC-Santa Barbara	L	7-11
at San Diego State	L	3-6
vs. New Mexico	W	11-0
at San Diego	W	8-3
at UC-Santa Barbara	W	13-1
at UC-Santa Barbara	L	6-7
at UC-Santa Barbara	T	4-4
at Southern California	L	0-9
at Southern California	L	4-7

at Southern California	W	13-6
Portland	W	7-2
St. Martin's	W	22-4
St. Martin's	W	5-4
St. Martin's	W	10-2
at Washington State	L	3-13
at Washington State	W	6-2
at Washington State	L	0-9
Arizona	W	3-2
Arizona	W	9-1
Arizona	W	4-3
at Portland	W	8-1
Portland State	W	8-7
at Portland State	W	10-4
at Portland State	W	7-0
Portland State	W	18-8
Washington	W	4-2
Washington	W	10-5
Washington	L	16-18
Washington	L	10-11
Portland	W	13-9
at Portland State	W	23-4
Portland State	W	8-6
Portland State	W	10-0
at Portland State	W	14-8
at Portland	W	4-3
Washington State	L	4-6
Washington State	L	6-10
Washington State	W	12-2
Washington State	W	7-4
Washington State	W	12-11
at Washington	L	12-16
at Washington	W	8-2
at Washington	L	6-20
at Washington	L	5-12
UCLA	W	8-7
UCLA	W	19-5
UCLA	W	11-8

## 1999

### Head coach: Pat Casey 19-35, 7-17 Pacific-10

vs. Kansas State	W	13-6
vs. Nebraska	W	4-3
vs. New Mexico State	W	7-1
vs. Kansas State	L	6-7
at CSU-Northridge	L	4-16
at CSU-Northridge	W	9-1
at CSU-Northridge	W	8-4
at CSU-Northridge	L	4-8
vs. Oklahoma State	W	1-0
vs. Texas Tech	L	9-14
vs. San Diego	W	7-6
vs. Loyola Marymount	L	4-13
at Santa Clara	L	1-3
at Santa Clara	L	4-7
at Santa Clara	L	0-1
at Santa Clara	L	9-12
at San Jose State	W	3-2

vs. Gonzaga	L	1-4
vs. Gonzaga	W	16-15
Southern California	L	2-5
Southern California	L	10-12
Southern California	L	1-4
Portland	W	8-7
vs. Washington State	L	2-6
vs. Washington State	L	9-10
vs. Washington State	L	5-6
vs. Minnesota	L	6-14
vs. Minnesota	L	9-16
vs. Minnesota	L	6-11
Arizona State	L	5-9
Arizona State	W	9-8
Arizona State	L	9-21
at Portland	W	10-3
at Arizona	L	9-11
at Arizona	L	7-10
at Arizona	L	5-10
Washington	L	5-14
Washington	L	16-17
California	L	3-13
California	W	11-5
California	L	6-7
at Portland	W	17-8
at Washington	L	7-10
at Washington	W	6-3
at Washington	L	4-12
at Stanford	L	0-7
at Stanford	L	5-10
at Stanford	L	8-9
at UCLA	W	7-5
at UCLA	L	0-15
at UCLA	L	6-8
Washington State	W	13-4
Washington State	W	8-6
Washington State	W	9-7

## 2000

### Head coach: Pat Casey 28-27, 9-15 Pacific-10

vs. Kansas State	L	6-7
vs. Texas A&M	L	4-9
vs. Kansas State	W	16-2
at Fresno State	L	1-4
at Fresno State	L	4-9
at Fresno State	L	0-8
vs. West Virginia	W	9-6
vs. Nevada	W	9-5
vs. Santa Clara	L	10-12
at UNLV	W	4-3
vs. CSU-Northridge	W	13-10
at Washington	W	13-9
at Washington	W	27-4
Western Oregon	W	9-5
Washington State	W	8-3
Washington State	W	14-2
Washington State	L	6-11
vs. Ohio State	W	13-0

at Texas A&M	L	0-3
vs. Central Michigan	L	3-4
vs. Ohio State	L	3-8
vs. Central Michigan	W	5-3
at Texas A&M	W	6-1
CSU-Northridge	W	10-9
CSU-Northridge	L	7-9
CSU-Northridge	W	9-3
CSU-Northridge	W	11-8
UCLA	L	1-3
UCLA	L	10-18
UCLA	L	5-9
Portland	L	10-13
at Arizona State	L	0-1
at Arizona State	W	11-3
at Arizona State	L	7-8
at Portland	W	13-5
Arizona	W	6-3
Arizona	W	10-4
Arizona	L	5-10
Concordia	W	13-5
at California	W	12-4
at California	L	9-15
at California	W	8-5
Portland	W	11-4
Washington	W	6-3
Washington	L	3-8
Washington	W	11-10
Stanford	L	6-10
Stanford	W	5-2
Stanford	L	5-7
at Southern California	L	1-12
at Southern California	L	7-16
at Southern California	L	3-16
at Washington State	L	9-10
at Washington State	W	4-3
at Washington State	L	9-16

## 2001

### Head coach: Pat Casey 31-24, 11-13 Pacific-10

at CSU-Northridge	L	7-17
at CSU-Northridge	L	11-15
at CSU-Northridge	L	10-20
at San Diego State	W	8-7
vs. Texas Tech	W	5-4
vs. Cal-Riverside	W	18-10
vs. Oklahoma	W	10-8
vs. Clemson	L	5-9
vs. Clemson	W	10-9
at UNLV	W	11-9
vs. Clemson	L	2-13
Portland	W	9-0
San Francisco	L	2-3
San Francisco	W	6-5
San Francisco	L	3-4
Washington	L	7-10
Washington	W	17-3
vs. Washington State	W	6-3
vs. Washington State	W	11-10
vs. Washington State	L	7-8
Gonzaga	W	12-6
Gonzaga	W	10-9
Minnesota	W	6-5
Minnesota	W	4-1
Minnesota	W	12-2
Arizona State	L	2-10
Arizona State	W	4-1
Arizona State	W	12-2
at Arizona	L	2-5
at Arizona	W	8-0
at Arizona	L	6-13
California	W	6-5
California	W	10-1
California	L	1-12
at Stanford	L	1-4
at Stanford	L	1-8
at Stanford	L	5-22
Concordia	W	11-2
Washington State	W	14-5

Washington State	W	10-9
Washington State	W	8-7
at Portland	W	10-9
Portland	W	13-6
at Hawaii	L	3-7
at Hawaii	W	18-7
at Hawaii	L	9-12
at Washington	L	4-11
at Washington	W	9-1
at Washington	L	1-3
at UCLA	L	3-5
at UCLA	L	6-7
at UCLA	W	11-8
Southern California	L	3-7
Southern California	W	6-0
Southern California	L	0-1

## 2002

### Head coach: Pat Casey 31-23, 10-14 Pacific-10

at Arizona State	L	5-13
vs. Oral Roberts	W	10-9
vs. Southern Utah	W	7-1
at San Diego	L	2-6
at San Diego	L	2-4
at San Diego	L	2-8
vs. Western Kentucky	W	6-2
at Portland	L	4-5
vs. Michigan	W	10-4
at UC-Riverside	L	4-21
vs. San Francisco	W	9-6
vs. Michigan	W	13-2
Gonzaga	W	11-9
Gonzaga	W	9-8
Gonzaga	L	3-8
at Nevada	W	7-5
at Nevada	W	11-8
Washington State	W	9-1
Washington State	W	5-4
Washington State	W	6-5
CSU-Northridge	L	3-4
CSU-Northridge	L	4-10
CSU-Northridge	W	14-3
Portland	W	5-2
Arizona	L	9-13
Arizona	W	2-1
Arizona	W	5-0
Portland	W	11-1
at Southern California	L	2-9
at Southern California	W	13-3
at Southern California	L	0-7
Hawaii'i-Hilo	W	10-2
Hawaii'i-Hilo	W	11-9
Hawaii'i-Hilo	W	21-3
Hawaii'i-Hilo	W	11-0
UCLA	W	9-8
UCLA	L	1-6
UCLA	L	7-9
at Portland	W	11-4
Stanford	W	3-1
Stanford	W	4-3
Stanford	L	0-13
at Washington State	W	18-1
at Washington State	W	10-6
at Washington State	W	22-21
at California	L	7-13
at California	L	1-2
at California	L	3-8
Washington	L	5-6
Washington	L	3-13
Washington	W	5-3
at Arizona State	L	7-13
at Arizona State	L	8-9
at Arizona State	L	2-5



## 2003

Head coach: Pat Casey

25-28, 7-17 Pacific-10

at UC-Riverside	L	6-9
at UC-Riverside	W	8-6
at UC-Riverside	L	2-10
vs. Oklahoma State	W	4-0
vs. Gonzaga	W	5-1
vs. Arizona State	L	4-9
vs. New Mexico	W	18-16
vs. New Mexico State	L	7-15
vs. New Mexico	L	7-14
vs. New Mexico State	W	16-14
vs. CSU-Northridge	W	10-6
vs. San Diego State	W	10-6
vs. CSU-Northridge	L	8-10
vs. San Diego	L	9-10
at Portland	W	13-6
at Portland	W	9-0
Washington	L	5-9
Washington	L	5-9
vs. Washington State	L	6-8
vs. Washington State	W	4-0
UC-Santa Barbara	L	4-5
UC-Santa Barbara	W	4-3
UC-Santa Barbara	W	6-4
California	W	8-6
California	L	6-8
California	L	13-19
at Portland	W	18-6
at Washington	L	4-10
at Washington	L	8-9
at Washington	W	6-5
Portland	W	10-1
Washington State	L	6-10
Washington State	W	11-3
Washington State	L	7-11
at Stanford	L	2-5
at Stanford	W	8-7
at Stanford	L	0-10
at Portland	W	14-4
Southern California	L	3-4
Southern California	L	2-3
Southern California	L	2-12
at UCLA	L	7-8
at UCLA	L	9-10
at UCLA	W	7-6
Concordia	W	13-2
George Fox	W	4-0
Arizona State	L	4-14
Arizona State	W	6-1
Arizona State	L	7-12
at Arizona	L	6-20
at Arizona	L	4-9
at Arizona	W	13-12
Portland	W	4-3



The 2006 Oregon State Beavers

## 2004

Head coach: Pat Casey

31-22, 10-14 Pacific-10

vs. Utah	W	8-6
vs. Gonzaga	W	8-6
vs. CSU-Northridge	W	3-2
at Texas-Arlington	W	7-0
vs. Arkansas-LR	W	8-3
vs. SW Missouri State	W	5-4
at UC-Riverside	W	16-3
vs. CSU-Sacramento	L	3-10
vs. Washington	W	13-8
vs. Citadel	L	6-7
at Hawai'i	L	1-10
vs. Chicago State	W	15-3
vs. Citadel	W	3-2
at Hawai'i	L	3-7
Gonzaga	W	12-2
Gonzaga	W	15-3
Gonzaga	L	5-10
Utah Valley State	W	11-5
Utah Valley State	W	7-0
Utah Valley State	L	4-5
at California	W	15-5
at California	L	5-11
at California	W	14-3
at Portland	W	25-4
Arizona	L	3-4
Arizona	L	7-14
Arizona	W	6-5
Stanford	L	8-11
Stanford	W	5-4
Stanford	L	4-16
at Washington	W	7-4

at Washington	W	6-4
at CSU-Sacramento	W	7-2
at CSU-Sacramento	W	9-1
at CSU-Sacramento	W	12-6
at Southern California	L	4-8
at Southern California	W	4-3
at Southern California	W	8-4
Washington	W	7-3
Washington	L	14-26
Washington	L	5-8
at Portland	L	2-6
at Arizona State	L	3-9
at Arizona State	L	1-3
at Arizona State	L	4-8
Portland	L	1-3
Portland	W	16-3
at Washington State	W	3-2
at Washington State	L	2-4
at Washington State	W	5-3
UCLA	W	3-2
UCLA	L	2-12
UCLA	L	6-11

## 2005

Head coach: Pat Casey

46-12, 19-5 Pacific-10

vs. New Mexico State	W	19-0
vs. Gonzaga	L	1-3
vs. New Mexico State	W	11-2
at Arizona State	W	12-6
Portland	W	6-4
vs. UC-Davis	W	8-0
at San Diego	W	3-2
at UC-Santa Barbara	W	4-2
at UC-Santa Barbara	W	6-4
at UC-Santa Barbara	W	5-3
UC-Riverside	L	2-3
UC-Riverside	W	5-2
UC-Riverside	W	7-2
vs. Cal St.-Northridge	W	4-1
at Pepperdine	L	4-9
vs. Winthrop	W	8-2
CSU-Sacramento	W	8-2
CSU-Sacramento	W	7-4
CSU-Sacramento	W	9-3
at Portland	W	7-5
Dallas Baptist	L	7-17
Dallas Baptist	W	7-2
Dallas Baptist	W	11-3
Brigham Young	W	12-5
Brigham Young	W	11-6
California	W	11-1
California	W	5-2
California	W	4-2
at Stanford	W	9-7
at Stanford	W	11-10
at Stanford	L	3-4
at Arizona	L	5-7

## 2006

Head coach: Pat Casey

50-16, 16-7 Pacific-10

NCAA champion

vs. Nevada	W	12-4
vs. Arizona State	W	11-0
vs. Gonzaga	L	5-6
at Pepperdine	W	7-6
at Pepperdine	L	2-6
at Pepperdine	L	1-7
vs. Brigham Young	W	12-2
at UC-Davis	L	1-2
at CSU-Sacramento	W	8-3
vs. St. Mary's (Calif.)	W	7-5
Nevada	W	13-4
Nevada	W	4-0
Nevada	W	8-1
Portland	W	3-1
at New Mexico	W	10-4
at New Mexico	L	2-13
at Southern California	W	4-1
at Southern California	L	3-11
at Southern California	L	1-4
Utah Valley State	W	7-5
Utah Valley State	W	9-4
Utah Valley State	W	13-6
at Pacific (Calif.)	W	6-4
vs. San Francisco	L	2-8
Texas-Pan American	W	5-4
Texas-Pan American	W	9-1
Texas-Pan American	W	14-1
Arizona	W	10-5
Arizona	W	10-2
Arizona	L	1-8
at Portland	W	14-9
Stanford	W	3-0
Stanford	W	1-0
Stanford	W	12-1
at California	W	5-2
at California	W	5-2
at California	W	9-7
Portland	L	13-20
Cal Poly	W	3-0
New Mexico	W	16-1
Cal Poly	W	8-4
New Mexico	W	8-2
Washington	L	4-6
Washington	W	5-3
Washington	W	7-1
at Arizona State	L	3-10
at Arizona State	L	3-6
at Arizona State	W	9-8
at Washington State	W	16-1




Jacoby Ellsbury



Mitch Canham



## Year-By-Year Results



2009 Oregon State Baseball Team

at Washington State	W	10-2
at Washington State	W	13-3
UCLA	W	9-2
UCLA	L	1-3
Wright State	W	5-3
Kansas	W	11-3
Hawai'i	W	12-3
Stanford	W	4-3
Stanford	W	15-0
vs. Miami (Fla.)	L	1-11
vs. Georgia	W	5-3
vs. Miami (Fla.)	W	8-1
vs. Rice	W	5-0
vs. Rice	W	2-0
vs. North Carolina	L	3-4
vs. North Carolina	W	11-7
vs. North Carolina	W	3-2

### 2007

**Head coach: Pat Casey**  
**49-18, 10-14 Pacific-10**  
**NCAA champion**

at Hawai'i-Hilo	W	5-0
at Hawai'i-Hilo	W	17-4
at Hawai'i-Hilo	W	9-3
at Hawai'i-Hilo	W	10-2
at Georgia	W	10-8
at Georgia	W	7-3
at Georgia	W	6-2
vs. Gonzaga	L	5-6
vs. Arizona State	W	12-4
vs. Missouri	W	9-2
at UC-Davis	W	11-2
vs. St. Mary's	L	1-4
at Sacramento State	W	18-5
at Texas A&M	L	2-5
vs. New Mexico	W	6-2
vs. St. Louis	W	2-0
at Texas A&M	W	6-5
Evansville	W	9-2
Evansville	W	6-2
Evansville	W	3-2
San Francisco	W	11-1
San Francisco	W	9-2
San Francisco	W	3-2
at Cal Poly	W	6-0
at Cal Poly	W	5-2
at Cal Poly	W	13-1

at Arizona	L	4-5
at Arizona	L	2-8
at Arizona	L	14-17
South California	W	9-5
South California	L	1-4
South California	W	9-8
Portland	W	12-4
California	W	1-0
California	L	0-4
California	W	5-3
UNLV	W	3-1
UNLV	W	10-2
UNLV	W	7-0
at Portland	W	10-1
at Stanford	W	13-7
at Stanford	L	7-9
at Stanford	W	8-6
vs. Washington	L	2-6
at Washington	L	6-9
at Washington	W	8-2
Washington State	L	4-5
Washington State	W	11-5
Washington State	L	3-5
Arizona State	L	3-4
Arizona State	L	0-3
Arizona State	L	1-8
at UCLA	W	10-7
at UCLA	W	13-5
at UCLA	L	2-5
vs. Rutgers	W	5-1
at Virginia	L	4-7
vs. Rutgers	W	5-2
at Virginia	W	5-3
at Virginia	W	7-3
Michigan	W	1-0
Michigan	W	8-2
vs. Fullerton State	W	3-2
vs. Arizona State	W	12-6
vs. UC-Irvine	W	7-1
vs. North Carolina	W	11-4
vs. North Carolina	W	9-4

### 2008

**Head coach: Pat Casey**  
**28-24, 11-13 Pacific-10**

vs. Vanderbilt	L	1-8
vs. Miami (Ohio)	W	8-3
at Arizona State	L	0-11

vs. Georgia	W	6-4
vs. Georgia	L	5-10
vs. Georgia	W	5-4
Portland	W	16-0
vs. Loyola Marymount	L	3-13
at San Diego	L	5-10
vs. Santa Clara	W	12-10
at San Diego State	W	22-3
at Nevada	L	1-10
at Nevada	W	17-10
Pepperdine	W	10-3
Pepperdine	W	9-7
Pepperdine	L	5-8
at BYU	W	15-7
at BYU	W	17-11
Washington	W	8-1
Washington	W	2-1
Washington	L	4-6
Portland	W	5-4
at California	L	2-5
at California	L	3-9
at California	W	9-2
Stanford	W	10-9
Stanford	L	4-6
Stanford	L	2-4
at Arizona State	W	6-4
at Arizona State	W	12-3
at Arizona State	L	12-15
Arizona	L	0-7
Arizona	W	4-3
Arizona	W	3-2
at Gonzaga	L	6-11
at Gonzaga	L	2-4
at Washington State	L	3-10
at Washington State	L	4-11
at Washington State	W	19-9
vs. Portland	W	4-1
UCLA	W	10-1
UCLA	L	4-11
UCLA	W	8-7
Utah Valley	L	6-11
Utah Valley	W	8-4
at USC	L	3-5
at USC	L	2-5
at USC	L	5-6
at Long Beach State	L	0-10
Pacific	W	15-2
Pacific	W	8-6
Pacific	W	2-0

### 2009

**Head coach: Pat Casey**  
**37-19, 15-12 Pacific-10**

at Tennessee	L	4-5
at Tennessee	W	14-4
vs. Northern Illinois	W	23-7
vs. Missouri	W	12-8
at Arizona State	L	3-6
vs. Northern Illinois	W	2-1
vs. San Francisco	W	11-9
vs. Oklahoma State	L	5-7
vs. UC Riverside	W	5-1
vs. Texas Tech	W	9-6
vs. Missouri State	W	8-7
vs. Missouri State	L	3-5
vs. Missouri State	L	2-4
Utah Valley	W	7-0
Utah Valley	W	17-2
Saint Mary's	W	12-3
Saint Mary's	W	9-3
Hawai'i	W	8-4
at Oregon	W	7-1
vs. Oregon	L	2-3
vs. Oregon	W	8-1
California	W	8-4
California	W	6-2
California	W	5-4
at Arizona	W	9-5
at Arizona	L	5-6
at Arizona	W	8-3
BYU	W	7-6
BYU	W	8-4
USC	L	3-4
USC	L	2-5
USC	W	5-4
at UCLA	L	5-7
at UCLA	W	5-3
at UCLA	L	2-5
Oregon	W	10-2
Arizona State	L	2-4
Arizona State	W	4-3
Arizona State	W	10-5
at Portland	W	5-1
vs. Washington	W	6-4
at Washington	L	6-15
at Washington	L	3-4
Gonzaga	W	8-1
Washington State	L	6-7
Washington State	W	8-2

## Oregon State Season Openers

Total.....	100
Home .....	48
Road .....	34
Neutral .....	18
Overall .....	70-30
Home .....	39-9
Road .....	19-15
Neutral .....	12-6

Most runs..... 23, 1960  
vs. Whitman  
Least runs..... 0, twice  
last: 1937  
vs. Willamette

## Season Openers Under Pat Casey

Total.....	15
Home .....	1
Road .....	7
Neutral .....	7
Overall .....	9-6
Home .....	1-0
Road .....	3-4
Neutral .....	5-2

Most runs..... 19, 2005  
vs. New Mexico State  
Least runs..... 1, 2008  
vs. Vanderbilt

Washington State	L	6-7
Oregon	W	2-0
vs. Oregon	W	14-4
at Stanford	W	5-0
at Stanford	L	6-7
at Stanford	W	5-2
vs. Texas A&M	W	9-8
at TCU	L	1-13
vs. Texas A&M	W	13-5
at TCU	L	4-5



Goss Stadium during the 2008 season

## All-Time Versus Opponents

Opponent	First	Last	W	L	T
Air Force	1970	1985	4	0	0
Albany	1927		1	0	0
Albertson	1916		2	0	0
Albuquerque	1967		0	2	0
Arizona	1963	2009	20	27	0
Arizona State	1963	2009	21	36	0
Arkansas	1986	1995	1	2	0
Arkansas-Little Rock	2004		1	0	0
Baylor	2005		0	1	0
Baker City	1914	1916	3	0	0
Boise State	1975		1	0	0
BYU	1971	2009	15	6	0
California	1916	2009	26	35	0
UC-Davis	1955	2007	3	2	0
UC-Irvine	1972	2007	1	1	0
UC-Riverside	1970	2009	11	9	0
UC-Santa Barbara	1968	2005	10	8	1
Cal Poly	1968	2007	7	1	1
Chico State	1920	1990	18	10	1
Cal State-Fullerton	1972	2007	1	4	0
Cal State-Hayward	1974	1978	3	1	0
Cal State-Los Angeles	1976	1978	1	3	0
Cal State-Northridge	1999	2005	10	9	0
Cal State-Sacramento	1961	2007	23	13	0
Cal State-Sonoma	1988		2	1	0
Cal State-Stanislaus	1975	1979	1	1	0
Camp Adair	1943		1	1	0
Camp Lewis	1921		1	0	0
Canada Baseball Institute	1994	1997	2	1	0
Central Florida	1992	1998	2	1	0
Central Michigan	2000		1	1	0
CETYS (Mexico)	1998		1	0	0
Chapman	1968	1972	2	1	0
Chemawa	1907	1922	12	1	0
Chicago State	2004		1	0	0
Citadel	2004		1	1	0
Clemson	1988	2001	2	3	0
Colorado	1972		1	0	0
Concordia (Ore.)	1980	2003	11	0	0
Cornell	1986		2	0	0
Corvallis	1914		1	0	0
Creighton	1996		2	0	0
Dallas Baptist	2005		2	1	0
Delaware	1976		1	0	0
Duke	1952		0	1	0
Eastern Michigan	1976		0	1	0
Eastern Oregon	1968	1995	4	0	0
Eastern Washington	1981	1990	32	10	0
Eugene Emeralds	1957	1959	0	2	0
Evansville	1992	2007	4	1	0
Florida Atlantic	1998		1	0	0
Fresno State	1952	2000	9	26	0
George Fox	1980	2003	13	1	0
George Washington	1988		1	0	0
Georgia	2006	2008	6	1	0
Gonzaga	1919	2009	60	33	0
Grambling	1968		1	0	0
Grand Canyon	1966	1994	3	2	0
Grant Tech	1953		1	0	0
Harvard	1985	1989	1	1	0
Hawai'i	1961	2009	6	15	0

Opponent	First	Last	W	L	T
Hawai'i-Hilo	1996	2007	9	0	1
Hawai'i Marines	1961		1	0	0
Helena	1914		1	2	0
Hickam Field Air Force	1961		1	0	0
Howard	1997		1	0	0
Humboldt State	1974		0	1	0
Idaho	1910	1964	103	41	1
Illinois-Chicago	1992		2	0	0
Kansas	2006		1	0	0
Kansas State	1971	2000	2	3	0
Keio (Japan)	1961		0	1	0
Kelso	1924	1926	2	1	0
Lafayette	1991		1	0	0
LaVerne	1975		1	0	0
Lewis & Clark	1947	1994	38	3	0
Lewis-Clark State	1975	1997	9	6	0
Linfield	1927	1997	74	15	0
Long Beach State	1980	2008	1	6	0
Loyola Marymount	1972	2008	1	2	0
Maine	1978	1994	3	0	0
McChord Air Force Base	1955		1	0	0
McMinnville Tigers	1915		0	2	0
McNeese State	1991		0	1	0
Meiji (Japan)	1924	1929	1	1	0
Miami (Fla.)	2006		1	1	0
Miami (Ohio)	2008		1	0	0
Michigan	2007		4	0	0
Michigan State	1995		1	1	0
Minnesota	1990	2001	4	3	0
Missouri	1985	2009	3	0	0
Missouri State	1993	2009	2	2	0
Montana	1947	1960	5	0	0
Mt. Angel	1912	1924	7	0	0
Multnomah Athletic Club	1908	1928	7	7	0
Naval Air	1961		0	1	0
Nebraska	1999		1	0	0
Nevada	1962	2008	11	3	0
New Mexico	1991	2007	8	2	0
New Mexico State	1995	2005	6	2	0
New York Colored Sox	1921		0	1	0
Nittai (Japan)	1996		2	0	0
North Carolina	2006	2007	4	1	0
Northern Arizona	1966	1977	3	3	0
North Pacific Dental	1921	1933	5	0	0
Northern Illinois	2009		2	0	0
Northwestern	1992		0	2	0
Notre Dame	1986		1	0	0
Ohio State	1990	2005	3	1	0
Oklahoma	1971	2001	2	5	0
Oklahoma State	1991	2009	2	3	0
Oral Roberts	1978	2002	4	3	0
Oregon	1907	2009	155	147	0
Oregon Tech	1974	1990	17	1	0
Pacific (Calif.)	1977	2008	11	7	0
Pacific (Ore.)	1912	1996	56	3	1
Pearl Harbor	1961		1	0	0
Pendleton	1915		2	0	0
Pepperdine	1977	2008	5	8	0
Portland	1909	2009	146	60	0
Portland Beavers	1981		1	0	0
Portland Colts	1913		0	1	0


Opponent	First	Last	W	L	T
Portland Roadsters	1911		0	1	0
Portland State	1950	1998	106	48	0
Puget Sound	1970	1980	10	3	0
Regina	1913		1	4	0
Rice	2006		2	0	0
Richmond	1986		1	0	0
Rutgers	2007		2	0	0
Sacramento Senators	1920		0	2	0
St. John's Bears	1926		1	0	0
St. John's (N.Y.)	1970	2005	3	0	0
St. Martin's	1998		3	0	0
St. Mary's (Calif.)	1971	2009	4	2	1
Salem High	1907	1909	2	1	0
Salem Senators	1924	1955	6	10	0
San Diego	1973	2008	4	6	0
San Diego State	1973	2008	7	5	1
San Francisco	1974	2009	8	3	0
San Jose State	1953	1999	9	11	1
Santa Clara	1920	2008	4	14	1
Seattle	1952	1973	5	3	1
Seton Hall	1984		1	0	0
South Florida	1998		1	0	0
Southern California	1951	2009	18	43	0
Southern Oregon	1964	1982	8	1	0
Southern Utah	1992	2002	3	0	0
Southwestern Louisiana	1984	1991	1	1	0
Spokane Indians	1916		0	2	0
Stanford	1920	2009	25	39	0
St. Louis	2007		1	0	0
SubPac	1961		1	0	0
Tennessee	2009		1	1	0
Texas	1952		0	1	0
Texas A&M	1988	2009	4	4	0
Texas-Arlington	1993	2004	1	1	0
Texas Christian	1993	2009	1	3	0
Texas-Pan American	2006		3	0	0
Texas Tech	1999	2009	2	1	0
Tulane	1986	2005	0	3	0
Tulsa	1970	1976	2	0	0
UCLA	1967	2009	20	29	0
United States International	1987		1	0	0
UNLV	1975	2007	5	4	0
Utah	1973	2004	5	1	0
Utah Valley	2006	2009	8	2	0
Valdosta State	1978		1	0	0
Vanderbilt	2008		0	1	0
Virginia	2007		2	1	0
Washington	1911	2009	222	184	2
Washington State	1910	2009	188	219	2
Western Kentucky	2002		1	0	0
Western Oregon	1908	1995	69	9	0
Western Washington	1975		1	0	0
Westmont	1968	1969	2	0	0
West Virginia	2000		1	0	0
Whitman	1908	1960	15	6	0
Willamette	1907	1997	84	23	0
Winthrop	2005		1	0	0
Wisconsin	1986		0	1	0
Woodburn	1908		0	1	0
Wright State	1996	2006	2	0	0
Wyoming	1979		1	0	0

## Oregon State's Final Rankings

Year	BA	CB	USA	NCBWA	Rivals
1962	-	15	-	-	-
1963	-	10	-	-	-
1964	-	22	-	-	-
1985	-	29	-	-	-
1986	21	23	-	21	-
2005	7	7	7	7	7
2006	1	1	1	1	1
2007	1	1	1	1	1
2009	-	24	-	24	25

### Key:

BA-Baseball America; CB-Collegiate Baseball;  
USA-USA Today Coaches Poll; NCBWA-National Col-  
legiate Baseball Writers Association; Rivals-Rivals.com







## 2007 National Champions Beavers Go Back-To-Back

The 2007 season was a special year for the Oregon State baseball team. The Beavers became just the fifth NCAA team to win back-to-back titles, and did so on the heels of their third consecutive trip to the College World Series in Omaha.

Oregon State was led by two of the most recognizable players in school history in Mitch Canham and Darwin Barney. OSU was buoyed on the mound by Mike Stutes, who ended the season with 12 victories - three came in the postseason, including two in the College World Series. The Beavers were blessed with a cast of players that included Joe Paterson, Daniel Turpen, Eddie Kunz, Jordan Lennerton, John Wallace, Joey Wong and others, who truly embraced the team concept and helped deliver spectacular performances throughout the College World Series and the postseason.

The Beavers swept through the postseason, going 11-1 en route to their second straight national championship.

- Oregon State trailed for just one inning during the College World Series, which consisted of a little less than 45 full innings for the Beavers. North Carolina held a 1-0 lead after one inning in the final game, but the Beavers answered back with three runs in the second to help boost them to the 9-3 win.

- Oregon State became the first team ever to win four straight CWS games by at least six runs. The Beavers' closest victory came in their first game, a 3-2 victory over Cal State Fullerton.

- Oregon State became just the sixth NCAA team to sweep its way through the College World Series. And OSU is the only back-to-back title holders since the NCAA went to a best-of-three championship series.

- Jorge Reyes was named the College World Series Most Outstanding Player. Reyes went 2-0 at the World Series, defeating Cal State Fullerton and North Carolina.

- Oregon State opened the postseason as the No. 3 seed at the Charlottesville Regional on the campus of the University of Virginia. By winning the College World Series, Oregon State became the first No. 3 seed to do so.

- The Beavers opened postseason play by defeating Rutgers, 5-1. They lost their next game in 13 innings to Virginia, 7-4, but then went on win their next 10 games, the final one coming in Omaha.

- Oregon State came from a 3-0 deficit in the final game of the Charlottesville Regional to advance to a Super Regional against Michigan. Against UVA, OSU scored four runs in the final two innings and held on through a Joe Paterson victory to advance.

- The Beavers one-hit Michigan in the first game of the Super Regional at Goss Stadium, and scored a run in the ninth for the win. OSU dominated the second game, 8-2, to advance to the College World Series.

- Oregon State pitchers posted an incredible 2.57 earned run average through the postseason. Opponents hit just .210 against them and collected only 83 hits in 112 innings.

- Oregon State returned to Parker Plaza on the OSU campus after returning from Omaha and celebrated the second title in front of an estimated crowd of 6,000.

- Fifteen players on the championship squad would end up being drafted by Major League clubs at some point during their tenure at Oregon State. Two more ended up signing contracts as undrafted free agents.

- OSU finished the season with 49 victories, one off tying the school record.

### 2007 Roster

No.	Pitchers	Yr.	B-T	Ht.	Wt.	Hometown
32	Reed Brown	Jr.	R-R	6-4	210	Edmonds, Wash.
24	Brian Budrow	So.	R-R	6-3	220	Glendale, Ariz.
36	Bryn Card	Fr.	L-L	6-3	195	Klamath Falls, Ore.
30	Kyle Foster	Jr.	L-L	6-2	190	Castle Rock, Wash.
18	Mark Grbavac	So.	R-R	6-0	180	Portland, Ore.
	Chad Hegdahl	So.	L-L	6-2	180	Ashland, Ore.
4	Greg Keim	Sr.	R-R	5-11	175	Ontario, Ore.
2	Blake Keitzman	Fr.	L-L	5-11	170	Roseburg, Ore.
38	Josh Keller	So.	R-R	6-4	240	Portland, Ore.
44	Eddie Kunz	Jr.	R-R	6-6	250	Portland, Ore.
17	Anton Maxwell	Sr.	L-L	5-9	185	Anchorage, AK
19	Jake McCormick	Sr.	R-R	6-3	220	Marysville, Calif.
	Chad Nading	Fr.	R-R	6-5	210	Anchorage, AK
26	Joe Paterson	Jr.	L-L	6-1	205	McMinnville, Ore.
	Tyrell Poggemeyer	Fr.	R-R	6-1	180	Lowell, Ore.
23	Jorge Reyes	Fr.	R-R	6-2	175	Warden, Wash.
	Kraig Sitton	Fr.	L-L	6-5	170	McMinnville, Ore.
31	Alex Sogard	Fr.	L-L	6-3	210	Phoenix, Ariz.
33	Mike Stutes	Jr.	R-R	6-1	185	Lake Oswego, Ore.
28	Daniel Turpen	Jr.	R-R	6-4	215	McMinnville, Ore.
No.	Catchers	Yr.	B-T	Ht.	Wt.	Hometown
12	Erik Ammon	Jr.	R-R	5-11	195	Salem, Ore.
11	Mitch Canham	Jr.	L-R	6-2	212	Lake Stevens, Wash.
27	Ryan Ortiz	Fr.	R-R	6-3	185	San Diego, Calif.
39	Dale Solomon	Fr.	R-R	5-11	220	Moreno Valley, CA
No.	Infielders	Yr.	B-T	Ht.	Wt.	Hometown
6	Darwin Barney	Jr.	R-R	5-10	173	Beaverton, Ore.
	Hunter Beaty	Fr.	S-R	6-0	155	Mercer Island, WA
14	Brett Casey	Fr.	S-R	6-1	180	Corvallis, Ore.
16	Jackson Evans	Fr.	R-L	6-1	170	Vancouver, Wash.
29	Drew George	Jr.	S-R	6-2	181	Lebanon, Ore.
34	Joey Lakowski	Fr.	L-R	6-2	195	Corvallis, Ore.
15	Lonnie Lechelt	Jr.	R-R	6-0	195	Kennewick, Wash.
37	Jordan Lennerton	Jr.	L-L	6-2	230	Langley, B.C.
8	Jason Ogata	So.	R-R	6-0	190	Portland, Ore.
	Joe Pratt	Fr.	R-R	6-0	190	Monmouth, Ore.
1	Joey Wong	Fr.	L-R	5-10	160	Salem, Ore.
No.	Outfielders	Yr.	B-T	Ht.	Wt.	Hometown
	Scott Berke	Fr.	R-R	5-11	180	Las Vegas, Nev.
20	Chris Hopkins	Jr.	R-R	5-11	170	Oakland, Calif.
22	Koa Kahalehoe	So.	L-L	5-9	185	Las Vegas, Nev.
3	Mike Lissman	Sr.	R-L	6-0	215	Ontario, Ore.
21	Scott Santschi	Sr.	L-R	6-0	190	Vancouver, Wash.
35	John Wallace	So.	L-R	6-0	205	Reno, Nev.
9	Braden Wells	Jr.	R-R	6-0	205	Glendale, Ariz.

**Head Coach:** Pat Casey

**Associate Head Coach:** Dan Spencer

**Assistant Coach:** Marty Lees

**Assistant Coach:** David Wong

**Undergraduate Assistant Coach:** Kurt Steele

**Athletic Trainer:** David Stricklin

**Assistant Athletic Trainer:** Keita Shimada

**Managers:** Peter Hughes, Brian Pecor

**Administrative Assistants:** Stephanie Kondos, Lexi Crawford

**Head Groundskeeper:** Al Kirk

**Sports Information:** Kip Carlson

**Radio Broadcaster:** Mike Parker



## Charlottesville Regional

### June 1 • Charlottesville, Va.

<b>Oregon State</b>	<b>5</b>
<b>Rutgers</b>	<b>1</b>

Oregon State 0 1 1 0 3 0 0 0 0 - 5 11 1  
 Rutgers 1 0 0 0 0 0 0 0 0 - 1 7 1  
 WP-Paterson, Joe (8-6)  
 SV-Turpen, Daniel (1)  
 LP-Healing, Steve (10-4)  
 T-2:23 A-2097

### June 2 • Charlottesville, Va.

<b>Virginia</b>	<b>7</b>
<b>Oregon State</b>	<b>4</b>

#### 13 Innings

Virginia 1 0 0 0 1 0 1 0 0 1 0 0 3 - 7 11 0  
 Oregon State 2 0 0 0 1 0 0 0 1 0 0 0 - 4 10 2  
 WP-Lambert, Casey (3-2)  
 LP-Kunz, Eddie (2-1)  
 T-4:53 A-3212  
 HR OSU - Barney, Darwin

### June 4 • Charlottesville, Va.

<b>Rutgers</b>	<b>2</b>
<b>Oregon State</b>	<b>5</b>

Rutgers 0 0 0 0 1 1 0 0 0 - 2 7 3  
 Oregon State 1 0 0 2 0 1 1 0 X - 5 11 4  
 WP-Reyes, Jorge (5-3)  
 SV-Turpen, Daniel (2)  
 LP-Giannini, Matt (5-5)  
 T-2:55 A-1984  
 HR OSU - Lechelt, Lonnie  
 HR RUT - Meade, Frank

### June 4 • Charlottesville, Va.

<b>Oregon State</b>	<b>5</b>
<b>Virginia</b>	<b>3</b>

Oregon State 0 0 0 0 0 1 0 3 1 - 5 11 1  
 Virginia 0 0 0 0 3 0 0 0 0 - 3 5 4  
 WP-Paterson, Joe (9-6)  
 LP-Schwimer, Michael (3-1)  
 T-3:08 A-3212  
 HR OSU - Hopkins, Chris; Lennerton, Jordan

### June 5 • Charlottesville, Va.

<b>Virginia</b>	<b>3</b>
<b>Oregon State</b>	<b>7</b>

Virginia 0 3 0 0 0 0 0 0 0 - 3 7 1  
 Oregon State 2 3 0 0 0 2 0 0 X - 7 12 1  
 WP-Kunz, Eddie (3-1)  
 SV-Paterson, Joe (1)  
 LP-Lambert, Casey (3-3)  
 T-3:04 A-2389  
 HR OSU - Lechelt, Lonnie

## Corvallis Super Regional

### June 10 • Corvallis, Ore.

<b>Oregon State</b>	<b>1</b>
<b>Michigan</b>	<b>0</b>

Oregon State 0 0 0 0 0 0 0 0 1 - 1 1 0  
 Michigan 0 0 0 0 0 0 0 0 0 - 0 4 0  
 WP-Paterson, Joe (10-6)  
 SV-Kunz, Eddie (11)  
 LP-Putnam, Zach (8-5)  
 T-2:32 A-3284

## 2007 Postseason Statistics

Player	AVG	G/GS	AB	R	H	RBI	2B	3B	HR	BB	SO	SB-ATT	SLG	OB
Santschi, Scott	.417	9/8	24	4	10	7	2	0	1	7	2	0-0	.625	.548
Wallace, John	.364	9/6	22	6	8	6	1	2	0	3	8	2-2	.591	.423
Barney, Darwin	.347	12/12	49	10	17	11	2	0	2	7	4	3-3	.510	.431
Wong, Joey	.340	12/12	47	8	16	7	2	0	0	4	11	0-0	.383	.415
Ogata, Jason	.308	9/6	26	0	8	7	0	0	0	2	7	1-1	.308	.345
Hopkins, Chris	.294	12/12	51	14	15	4	3	0	1	6	6	4-5	.412	.390
Lissman, Mike	.279	12/12	43	9	12	8	1	0	2	10	7	2-2	.442	.426
Wells, Braden	.263	12/4	19	4	5	0	0	0	0	1	7	2-3	.263	.333
Lechelt, Lonnie	.256	12/12	43	7	11	3	4	1	2	2	17	3-3	.535	.304
Canham, Mitch	.250	12/11	48	4	12	6	0	0	1	4	12	1-1	.313	.339
Lennerton, Jordan	.244	12/12	45	11	11	6	1	0	4	6	14	0-0	.533	.333
Ammon, Erik	.000	2/1	1	0	0	0	0	0	0	1	0	0-0	.000	.500
Kahalehoe, Koa	.000	5/0	1	0	0	0	0	0	0	0	0	0-0	.000	.000
Ortiz, Ryan	.000	1/0	0	0	0	0	0	0	0	0	0	0-0	.000	1.000
<b>Totals</b>	<b>.298</b>	<b>12/12</b>	<b>419</b>	<b>77</b>	<b>125</b>	<b>65</b>	<b>16</b>	<b>3</b>	<b>13</b>	<b>53</b>	<b>95</b>	<b>18-20</b>	<b>.444</b>	<b>.389</b>

Pitcher	ERA	W-L	SV	G/GS	CG	SH	IP	H	R	ER	BB	SO	AVG	HR
Grbavac, Mark	0.00	0-0	0	4/0	0	0	3.1	3	0	0	3	4	.250	0
Maxwell, Anton	0.00	0-0	0	2/0	0	0	0.2	0	0	0	1	0	.000	0
Keim, Greg	0.00	0-0	0	1/0	0	0	0.2	1	0	0	0	1	.333	0
Paterson, Joe	1.11	3-0	2	9/1	0	0	24.1	16	4	3	2	20	.190	1
Turpen, Daniel	1.96	1-0	2	4/2	0	0	18.1	12	4	4	6	14	.188	0
Reyes, Jorge	2.13	3-0	0	4/4	0	0	25.1	20	6	6	7	11	.220	2
Kunz, Eddie	3.24	1-1	2	5/0	0	0	8.1	7	4	3	3	3	.241	0
Stutes, Mike	4.50	3-0	0	5/5	0	0	30.0	22	15	15	17	28	.202	3
Keitzman, Blake	9.00	0-0	0	2/0	0	0	1.0	3	1	1	0	1	.500	0
<b>Totals</b>	<b>2.57</b>	<b>11-1</b>	<b>6</b>	<b>12/12</b>	<b>0</b>	<b>1</b>	<b>112.0</b>	<b>83</b>	<b>34</b>	<b>32</b>	<b>39</b>	<b>82</b>	<b>.210</b>	<b>6</b>

### June 11 • Corvallis, Ore.

<b>Michigan</b>	<b>2</b>
<b>Oregon State</b>	<b>8</b>

Michigan 0 0 0 0 0 1 0 0 1 - 2 4 0  
 Oregon State 0 4 0 0 3 0 0 1 X - 8 8 0  
 WP-Stutes, Mike (10-4)  
 LP-Wilson, Mike (7-1)  
 T-3:00 A-3178  
 HR MICH - Rose, Eric 2

## College World Series

### June 16 • Omaha, Neb.

<b>Oregon State</b>	<b>3</b>
<b>Cal-State Fullerton</b>	<b>2</b>

Oregon State 1 1 0 0 0 0 1 0 0 - 3 7 1  
 CSF Fullerton 0 0 1 0 0 0 0 1 0 - 2 6 1  
 WP-Reyes, Jorge (6-3)  
 SV-Kunz, Eddie (12)  
 LP-Roemer, Wes (11-7)  
 T-2:59 A-26559  
 HR OSU - Lissman, Mike; Santschi, Scott  
 HR CSUF - Mahin, Nick

### June 18 • Omaha, Neb.

<b>Arizona State</b>	<b>6</b>
<b>Oregon State</b>	<b>12</b>

Arizona State 0 1 0 0 0 0 4 0 1 - 6 7 2  
 Oregon State 2 4 1 1 1 3 0 0 X - 12 18 1  
 WP-Stutes, Mike (11-4)  
 LP-Flores, Brian (11-2)  
 T-3:34 A-21692  
 HR OSU - Lissman, Mike; Lennerton, Jordan

### June 20 • Omaha, Neb.

<b>UC-Irvine</b>	<b>1</b>
<b>Oregon State</b>	<b>7</b>

UC-Irvine 0 0 0 1 0 0 0 0 0 - 1 5 1  
 Oregon State 0 0 4 0 1 0 1 1 X - 7 11 0  
 WP-Turpen, Daniel (10-1)  
 LP-Bergman, Christian (0-4)  
 T-2:59 A-29921  
 HR OSU - Canham, Mitch

### June 23 • Omaha, Neb.

<b>North Carolina</b>	<b>4</b>
<b>Oregon State</b>	<b>11</b>

North Carolina 0 0 0 0 2 0 1 1 0 - 4 12 2  
 Oregon State 0 2 1 0 1 2 4 1 X - 11 12 2  
 WP-Reyes, Jorge (7-3)  
 SV-Paterson, Joe (2)  
 LP-White, Alex (6-7)  
 T-3:17 A-26887  
 HR OSU - Lennerton, Jordan  
 HR UNC - Johnson, Benji

### June 24 • Omaha, Neb.

<b>Oregon State</b>	<b>9</b>
<b>North Carolina</b>	<b>3</b>

Oregon State 0 3 1 0 1 0 2 0 2 - 9 13 0  
 North Carolina 1 0 1 0 1 0 0 0 0 - 3 9 2  
 WP-Stutes, Mike (12-4)  
 LP-Putkonen, Luke (8-2)  
 T-3:29 A-25012  
 HR OSU - Barney, Darwin; Lennerton, Jordan  
 HR UNC - Ackley, Dustin





## 2006 National Champions OSU Wins Its First Title

Oregon State went to the 2006 College World Series in Omaha as veterans after the Beavers made their second all-time appearance at the CWS in 2005.

The Beavers returned a number of players who made the 2005 appearance, and who were bounced after two games. That left them hungry, knowing they wanted more. And in 2006, they did not disappoint as Oregon State went 6-2 over eight games in Omaha to claim its first national championship.

The Beavers dispatched of North Carolina in the national title series. Oregon State lost to the Tar Heels, 4-3, in the first game, and saw itself behind UNC, 5-0, after three-and-a-half innings, but the Beavers scored seven in the bottom of the fourth and forced a third game after an 11-7 victory. A North Carolina error in the eighth gave the Beavers a run, breaking a 2-2 tie in the deciding game, and ultimately, the victory.

That national championship victory made the Beavers the first NCAA title holder from the Pacific-10 Conference since USC in 1998.

- Oregon State became the first team from the Pacific Northwest to win the national title, and the first from the northern part of the country to win it in 40 years.

- The Beavers were the first team to ever face six elimination games at the College World Series. And OSU became the first national championship club to win despite losing two games in Omaha.

- Oregon State opened its trip in Omaha by losing to Miami, 11-1. By virtue of that loss, the Beavers became just the second team in the last 25 years to win the title after losing their first game.

- Right-handed starter Jonah Nickerson was named the Most Outstanding Player of the College World Series. He made three CWS appearances, throwing 21 2/3 innings, allowing just four runs (two earned), 12 hits and four walks. Nickerson struck out 19.

- Nickerson ended the postseason with a 4-0 record, winning at least one game in the NCAA Regional, NCAA Super Regional and College World Series. He threw 36 2/3 innings over five games and allowed just 20 hits to go along with 34 strikeouts and a 1.23 ERA.

- Nickerson paced the Oregon State pitching staff, which saw eight pitchers contribute in the postseason run. Only one pitcher had an ERA above 5.00, and the team combined to limit opponents to a .219 batting average.

- Offensively, the Beavers finished with a .302 average as a team through 13 postseason games. Tyler Graham paced the way for the Beavers with a .426 batting average while Bill Rowe was close behind with a .419 mark. His 18 runs batted in led the team.

- Oregon State opened the postseason by hosting an NCAA Regional and the Beavers outscored their opponents - Wright State, Kansas and Hawaii - by a combined 28-9 mark. Oregon State never trailed during regional play.

- The Beavers defeated Stanford, 4-3, to open Super Regional play at Goss in the next round, then shut out the Cardinal, 15-0, in the second game to advance to Omaha. The 15-run win marked the second-biggest in the school's postseason history and was just the second shutout ever thrown, at the time, by OSU pitchers in NCAA play.

- Oregon State advanced to the postseason by winning the Pac-10 title and was named a No. 1 seed at its own regional.

- The Beavers ended the 2006 season with 50 victories, a school-record. It eclipsed the previous record of 46 set in 2005.

## 2006 Roster

No.	Pitchers	Yr.	B-T	Ht.	Wt.	Hometown
42	Bret Bochsler	Fr.	L-L	6-1	170	Redmond, Wash.
32	Reed Brown	So.	R-R	6-4	210	Edmonds, Wash.
2	Dallas Buck	Jr.	R-R	6-3	210	Newberg, Ore.
24	Brian Budrow	Fr.	R-R	6-4	215	Glendale, Ariz.
46	Bryn Card	Fr.	L-L	6-3	175	Klamath Falls, Ore.
18	Mark Grbavac	Fr.	R-R	6-0	180	Portland, Ore.
6	Kevin Gunderson Jr.	R-L	5-10	165		Portland, Ore.
4	Greg Keim	Jr.	R-R	5-11	175	Ontario, Ore.
36	Jon Koller	Sr.	R-R	6-6	230	Carlsbad, Calif.
44	Eddie Kunz	So.	R-R	6-5	250	Portland, Ore.
17	Anton Maxwell Jr.	L-L	5-9	180		Anchorage, Alas.
34	Jonah Nickerson Jr.	R-R	6-1	195		Oregon City, Ore.
26	Joe Paterson	So.	L-L	6-1	195	McMinnville, Ore.
31	Alex Sogard	Fr.	L-L	6-3	200	Phoenix, Ariz.
33	Mike Stutes	So.	R-R	6-1	185	Lake Oswego, Ore.
27	Rob Summers	Fr.	R-R	6-0	188	Beaverton, Ore.
28	Daniel Turpen	So.	R-R	6-4	215	McMinnville, Ore.
No.	Catchers	Yr.	B-T	Ht.	Wt.	Hometown
12	Erik Ammon	So.	R-R	5-11	195	Salem, Ore.
11	Mitch Canham	So.	L-R	6-2	212	Lake Stevens, Wash.
1	Casey Prisman	So.	R-R	6-1	195	Woodinville, Wash.
39	Dale Solomon	Fr.	R-R	5-11	205	Moreno Valley, Calif.
No.	Infielders	Yr.	B-T	Ht.	Wt.	Hometown
10	Darwin Barney	So.	R-R	5-10	175	Beaverton, Ore.
30	Brett Casey	Fr.	S-R	6-0	170	Corvallis, Ore.
16	Cory Ellis	Fr.	R-R	5-7	160	Portland, Ore.
14	Ryan Gipson	Sr.	R-R	5-11	182	Central Point, Ore.
3	Chris Kunda	Sr.	R-R	6-0	175	Philomath, Ore.
15	Lonnie Lechelt	So.	R-R	6-0	193	Kennewick, Wash.
29	Shea McFeely	Sr.	R-R	6-1	210	Federal Way, Wash.
41	Sean Rockey	Fr.	R-R	6-0	180	Sammamish, Wash.
38	Bill Rowe	Sr.	L-L	6-3	230	Ashland, Ore.
No.	Outfielders	Yr.	B-T	Ht.	Wt.	Hometown
40	Derek Engelke	So.	L-L	5-10	175	Newberg, Ore.
9	Cole Gillespie	Jr.	R-R	6-1	200	West Linn, Ore.
21	Tyler Graham	Jr.	R-R	6-1	185	Great Falls, Mont.
22	Koa Kahalehoe	Fr.	L-L	5-10	195	Las Vegas, Nev.
45	Joey Lakowski	Fr.	L-R	6-2	195	Corvallis, Ore.
20	Greg Laybourn	Fr.	R-R	5-10	190	Portland, Ore.
8	Mike Lissman	Jr.	R-R	6-0	200	Ontario, Ore.
19	Jake McCormick Jr.	R-R	6-3	225		Marysville, Calif.
23	Scott Santschi Jr.	L-R	6-0	190		Vancouver, Wash.
37	Geoff Wagner	Fr.	L-L	6-2	215	Redmond, Ore.
35	John Wallace	Fr.	L-R	6-0	200	Reno, Nev.

**Head Coach:** Pat Casey

**Associate Head Coach:** Dan Spencer

**Assistant Coach:** Marty Lees

**Volunteer Assistant Coach:** David Wong

**Director of Operations:** Ron Northcutt

**Athletic Trainers:** David Stricklin, Travis Tims

**Managers:** Peter Hughes, Brian Pecor

**Administrative Assistant:** Stephanie Kondos

**Academics:** Ardell Bailey

**Equipment:** Tom Williams

**Head Groundskeeper:** Al Kirk

**Sports Information:** Kip Carlson

**Video:** Jeff Taylor

**Radio Broadcaster:** Mike Parker



## Corvallis Regional

## June 2 • Corvallis, Ore.

Wright State	3
Oregon State	5

Wright State 0 0 0 0 2 1 0 0 0 - 3 7 1  
 Oregon State 1 0 0 2 0 0 0 2 X - 5 9 2  
 WP-Kunz, Eddie (2-0)  
 SV-Gunderson, Kevin (16)  
 LP-Smith, Joe (3-1)  
 T-2:39 A-2587  
 HR OSU - Gillespie, Cole

## June 3 • Corvallis, Ore.

Kansas	3
Oregon State	11

Kansas 0 0 0 0 1 0 0 2 0 - 3 4 1  
 Oregon State 0 7 0 2 0 0 0 2 X -11 11 1  
 WP-Nickerson, Jonah (10-4)  
 LP-Land, S. (5-7)  
 T-2:34 A-2967  
 HR OSU - Kunda, Chris 2  
 HR KU - Simpson; Price, Ry.

## June 4 • Corvallis, Ore.

Oregon State	12
Hawaii	3

Oregon State 1 0 3 0 1 0 3 4 0 -12 13 1  
 Hawaii 0 0 0 2 0 1 0 0 0 - 3 9 2  
 WP-Stutes, Mike (7-2)  
 LP-Daly, Matt (6-2)  
 T-3:23 A-2783

## Corvallis Super Regional

## June 10 • Corvallis, Ore.

Stanford	3
Oregon State	4

Stanford 0 0 2 0 1 0 0 0 0 - 3 8 3  
 Oregon State 1 0 2 0 0 0 1 0 X - 4 7 0  
 WP-Buck, Dallas (12-2)  
 SV-Gunderson, Kevin (17)  
 LP-Reynolds, Greg (7-6)  
 T-2:46 A-3173  
 HR STAN - Rapaport, Jim

## June 11 • Corvallis, Ore.

Oregon State	15
Stanford	0

Oregon State 4 0 0 6 0 2 0 2 1 -15 19 0  
 Stanford 0 0 0 0 0 0 0 0 0 - 0 5 1  
 WP-Nickerson, Jonah (11-4)  
 LP-Gallagher, Nolan (5-5)  
 T-2:58 A-3194  
 HR OSU - Santschi, Scott

## College World Series

## June 17 • Omaha, Neb.

Miami	11
Oregon State	1

Miami 2 3 0 0 2 0 0 4 0 -11 11 0  
 Oregon State 0 0 0 0 0 0 0 1 0 - 1 6 1  
 WP-Maine, Scott (12-3)  
 LP-Buck, Dallas (12-3)

## 2006 Postseason Statistics

Player	AVG	G/GS	AB	R	H	RBI	2B	3B	HR	BB	SO	SB-ATT	SLG	OBA
Graham, Tyler	.426	13/13	47	13	20	9	2	1	0	3	7	6-7	.511	.500
Rowe, Bill	.419	13/13	43	15	18	18	4	1	1	7	6	0-0	.628	.509
Gillespie, Cole	.388	13/13	49	14	19	7	5	2	2	7	10	1-1	.694	.500
Lissman, Mike	.313	6/5	16	2	5	2	1	0	0	1	2	2-2	.375	.389
Wallace, John	.293	11/11	41	7	12	4	0	0	0	3	13	2-2	.293	.356
Canham, Mitch	.289	13/13	45	3	13	11	4	0	0	3	10	3-3	.378	.340
Barney, Darwin	.259	13/13	54	7	14	7	0	0	0	6	6	2-4	.259	.328
McFeely, Shea	.250	13/13	48	5	12	8	2	0	2	3	8	0-0	.417	.321
Kunda, Chris	.229	13/13	48	13	11	11	3	0	2	8	4	0-0	.417	.328
Gipson, Ryan	.200	3/2	5	2	1	1	1	0	0	2	1	0-0	.400	.429
Santschi, Scott	.154	10/8	26	4	4	2	1	0	1	7	8	0-0	.308	.333
Wagner, Geoff	.000	3/0	3	0	0	0	0	0	0	0	2	0-0	.000	.000
Ammon, Erik	.000	3/0	1	0	0	0	0	0	0	0	1	0-0	.000	.000
Kahalehoe, Koa	.000	3/0	1	0	0	0	0	0	0	0	0	0-0	.000	.000
<b>Totals</b>	<b>.302</b>	<b>13/13</b>	<b>427</b>	<b>85</b>	<b>129</b>	<b>80</b>	<b>23</b>	<b>4</b>	<b>8</b>	<b>50</b>	<b>78</b>	<b>16-19</b>	<b>.431</b>	<b>.391</b>

Pitcher	ERA	W-L	SV	G/GS	CG	SH	IP	H	R	ER	BB	SO	AVG	HR
Grbavac, Mark	0.00	0-0	0	1/0	0	0	0.1	1	0	0	0	0	.500	0
Turpen, Daniel	0.87	1-0	0	4/1	0	0	10.1	7	1	1	3	6	.206	0
Nickerson, Jonah	1.23	4-0	0	5/5	0	0	36.2	20	7	5	11	34	.155	3
Paterson, Joe	1.69	0-1	0	5/0	0	0	5.1	2	1	1	3	1	.111	0
Gunderson, Kevin	1.88	1-0	5	8/0	0	0	14.1	8	3	3	2	6	.160	1
Stutes, Mike	4.80	2-0	0	3/3	0	0	15.0	19	8	8	4	10	.306	1
Kunz, Eddie	4.91	1-0	0	7/0	0	0	7.1	6	4	4	3	3	.222	0
Buck, Dallas	5.40	2-1	0	5/4	0	0	26.2	31	16	16	11	22	.290	2
<b>Totals</b>	<b>2.95</b>	<b>11-2</b>	<b>5</b>	<b>13/13</b>	<b>0</b>	<b>0</b>	<b>116.0</b>	<b>94</b>	<b>40</b>	<b>38</b>	<b>37</b>	<b>82</b>	<b>.219</b>	<b>7</b>

T-2:42 A-25417

HR UM - Raben, Dennis

## June 19 • Omaha, Neb.

Oregon State	5
Georgia	3

Oregon State 0 1 1 2 0 0 0 1 0 - 5 12 2  
 Georgia 0 0 1 0 1 0 0 1 0 - 3 7 1  
 WP-Nickerson, Jonah (12-4)  
 SV-Gunderson, Kevin (18)  
 LP-Westphal, Mickey (7-3)  
 T-2:45 A-17135  
 HR UG - Wyatt, Jonathan

## June 20 • Omaha, Neb.

Oregon State	8
Miami	1

Oregon State 1 0 4 1 1 0 0 0 1 - 8 13 0  
 Miami 0 0 0 0 0 0 1 0 0 - 1 5 1  
 WP-Stutes, Mike (8-2)  
 LP-Gutierrez, Carlos (9-7)  
 T-3:03 A-26241  
 HR OSU - McFeely, Shea  
 HR UM - Raben, Dennis

## June 21 • Omaha, Neb.

Rice	0
Oregon State	5

Rice 0 0 0 0 0 0 0 0 0 - 0 5 0  
 Oregon State 0 0 3 0 0 1 1 0 X - 5 7 0  
 WP-Turpen, Daniel (3-0)  
 LP-Crow, Craig (8-3)  
 T-2:54 A-30335  
 HR OSU - McFeely, Shea

## June 22 • Omaha, Neb.

Oregon State	2
Rice	0

Oregon State 0 1 0 0 1 0 0 0 0 - 2 3 0  
 Rice 0 0 0 0 0 0 0 0 0 - 0 2 0  
 WP-Nickerson, Jonah (13-4)  
 SV-Gunderson, Kevin (19)  
 LP-Degerman, Eddie (13-2)  
 T-2:29 A-19161

## June 24 • Omaha, Neb.

Oregon State	3
North Carolina	4

Oregon State 0 0 1 0 0 2 0 0 0 - 3 9 0  
 North Carolina 2 0 0 0 0 1 0 1 X - 4 10 1  
 WP-Hovis, Jonathan (8-2)  
 SV-Carnigan, Andrew (15)  
 LP-Paterson, Joe (1-1)  
 T-2:50 A-26808

## June 25 • Omaha, Neb.

North Carolina	7
Oregon State	11

North Carolina 0 1 3 1 0 0 2 0 0 - 7 13 0  
 Oregon State 0 0 0 7 0 4 0 0 X -11 14 0  
 WP-Gunderson, Kevin (3-2)  
 LP-Danford, Matt (7-2)  
 T-3:07 A-25046  
 HR OSU - Rowe, Bill  
 HR UNC - Federowicz, Tim

## June 26 • Omaha, Neb.

North Carolina	2
Oregon State	3

North Carolina 0 0 0 0 2 0 0 0 0 - 2 8 4  
 Oregon State 0 0 0 2 0 0 0 1 X - 3 6 1  
 WP-Buck, Dallas (13-3)  
 SV-Gunderson, Kevin (20)  
 LP-Bard, Daniel (9-4)  
 T-3:09 A-18565





## 2005 CWS Participants Beavers Begin 3-Year Run

Oregon State began its magical three-year run to Omaha in 2005, a year that saw the club make many firsts. The Beavers went to the College World Series for the first time in more than 50 years, win the Pacific-10 Conference for the first time and advance to an NCAA Super Regional for the first time.

They did so with a cast of players with an overwhelming Pacific Northwest flavor, including Oregon born Dallas Buck, Kevin Gunderson, Jonah Nickerson, Jacoby Ellsbury and Darwin Barney, among others. Of the 29 players on the roster born in either Oregon or Washington, 13 ended their tenure at Oregon State being drafted by Major League clubs at least once.

The Beavers played their last game in Omaha on June 20, which, at the time, was the latest on the calendar an Oregon State season had ever extended.

- Oregon State went 0-2 in Omaha, but the World Series capped off a magnificent season for the Beavers. Oregon State won its first Pac-10 title by going 19-5 during the regular season. The 19 wins mark a conference record for the Beavers, who won seven of their eight Pac-10 series.

- The Beavers won 46 games, a new single-season school record. It surpassed the previous record of 39 set in 1986.

- The Beavers lost consecutive games only twice; once during the regular season, to Stanford and Arizona, and then in Omaha to Tulane and Baylor.

- Oregon State won five of its six games leading up to the College World Series. The Beavers outscored St. John's and Ohio State, 34-7, in three games at the Corvallis Regional.

- The Beavers advanced to a Super Regional at Goss Stadium, and took 2-of-3 from USC, whom OSU had ended the Pac-10 regular season with. The Beavers advanced to the NCAA College World Series after scoring two runs in the seventh in the third game of the Super Regional.

- Oregon State lost both of its games in Omaha, but the team's pitching staff was stellar. The Beavers allowed just seven runs over two games at Rosenblatt Stadium.

- The Beavers batted .321 as a team through the eight postseason games, and were led by Andy Jenkins' .459 batting average, which stands as the single-best postseason for any Oregon State player.

- The team's pitching staff was anchored by Jonah Nickerson, who went 1-1 with a 2.11 earned run average. Nickerson ended his career with five postseason victories, four a year later, which ties Mike Stutes for most in an OSU career.

- The trip to the postseason was the first in 19 years for Oregon State, which had last appeared in an NCAA Regional in Stillwater, Okla., in 1986. At the time, the eight postseason games played in 2005 was a single-year record for the Beavers.

- Head coach Pat Casey won his first career postseason game on June 3 as the Beavers scored a run in both the eighth and ninth innings for a 4-3 come-from-behind victory over Ohio State.

- Oregon State defeated St. John's, 19-3, in the final game of the Corvallis Regional. The 16-run win still stands as the team's single-largest postseason victory.

- Jacoby Ellsbury, who in 2007 became the first former OSU player to win a MLB World Series, played in all eight games in the 2005 postseason and batted .351 with two doubles, a triple and five stolen bases.

- Thirteen players who played in the 2005 postseason won a title in 2006 with OSU.

## 2005 Roster

No.	Pitchers	Yr.	B-T	Ht.	Wt.	Hometown
32	Reed Brown	Fr.	R-R	6-4	195	Edmonds, Wash.
2	Dallas Buck	So.	R-R	6-2	190	Newberg, Ore.
38	A.J. Davidson	Jr.	S-L	6-3	200	Florence, Ore.
18	Nate Fogle	Jr.	R-R	6-3	220	Gresham, Ore.
6	Kevin Gunderson	So.	R-L	5-10	160	Portland, Ore.
16	Kevin Joslyn	Sr.	L-L	6-1	185	Spokane, Wash.
	Josh Keller	Fr.	R-R	6-4	230	Portland, Ore.
36	Jon Koller	Jr.	R-R	6-6	235	Carlsbad, Calif.
44	Eddie Kunz	Fr.	R-R	6-4	250	Portland, Ore.
17	Anton Maxwell	So.	L-L	5-9	175	Anchorage, Alas.
19	Jake McCormick	So.	R-R	6-2	220	Marysville, Calif.
34	Jonah Nickerson	So.	R-R	6-1	190	Oregon City, Ore.
4	Kurt Steele	Jr.	R-R	6-2	180	Corvallis, Ore.
27	Rob Summers	Fr.	R-R	6-0	185	Beaverton, Ore.
28	Daniel Turpen	Fr.	R-R	6-4	195	McMinnville, Ore.
No.	Catchers	Yr.	B-T	Ht.	Wt.	Hometown
11	Mitch Canham	So.	L-R	6-2	200	Lake Stevens, Wash.
35	Billy Munich	Jr.	S-R	6-1	225	El Macero, Calif.
20	Casey Priseman	Fr.	R-R	6-1	180	Woodinville, Wash.
No.	Infielders	Yr.	B-T	Ht.	Wt.	Hometown
10	Darwin Barney	Fr.	R-R	5-10	170	Beaverton, Ore.
30	Travis Carver	Fr.	L-R	6-3	235	McMinnville, Ore.
	Cory Ellis	Fr.	R-R	5-7	160	Portland, Ore.
14	Ryan Gipson	Jr.	R-R	5-11	180	Central Point, Ore.
8	Andy Jenkins	Sr.	R-R	6-0	200	Salem, Ore.
3	Chris Kunda	Jr.	R-R	6-0	175	Philomath, Ore.
15	Lonnie Lechelt	Fr.	R-R	6-0	190	Kennewick, Wash.
25	Joey Ledesma	Jr.	L-R	6-0	190	Tucson, Ariz.
29	Shea McFeely	Jr.	R-R	6-2	215	Federal Way, Wash.
31	Scott Nelson	Jr.	R-R	6-3	215	Eugene, Ore.
1	Todd Shelton	Jr.	R-R	5-10	185	Bakersfield, Calif.
No.	Outfielders	Yr.	B-T	Ht.	Wt.	Hometown
22	Danny Anderson	Sr.	R-R	6-4	200	Modesto, Calif.
24	Chris Campos	Sr.	L-L	6-1	208	Modesto, Calif.
	Nic Chapin	Jr.	L-L	5-11	185	Oregon City, Ore.
23	Jacoby Ellsbury Jr.	L-L	6-1	190		Madras, Ore.
40	Joel Evans	Sr.	R-R	6-5	230	Redmond, Wash.
12	Rob Folsom	Fr.	R-R	5-9	180	Medford, Ore.
9	Cole Gillespie	So.	R-R	6-1	200	West Linn, Ore.
21	Tyler Graham	Jr.	R-R	6-0	180	Great Falls, Mont.
26	Mike Lissman	So.	R-L	6-0	195	Ontario, Ore.
37	Geoff Wagner	Jr.	L-L	6-2	215	Redmond, Ore.

**Head Coach:** Pat Casey

**Associate Head Coach:** Dan Spencer

**Assistant Coach:** Marty Lees

**Volunteer Assistant Coach:** Troy Schader

**Athletic Trainer:** Matt Toth

**Assistant Athletic Trainers:** Nathan Dufault, J.R. Tatum

**Manager:** Peter Hughes

**Administrative Assistant:** Jenny Siewell

**Head Groundskeeper:** Al Kirk

**Sports Information:** Kip Carlson

**Radio Broadcaster:** Mike Parker



## Corvallis Regional

## June 3 • Corvallis, Ore.

<b>Ohio State</b>	<b>3</b>
<b>Oregon State</b>	<b>4</b>

Ohio State 0 0 0 1 0 1 1 0 0 - 3 4 0  
 Oregon State 0 2 0 0 0 0 0 1 1 - 4 9 2  
 WP-Gunderson, Kevin (6-2)  
 LP-Meister, Rory (8-2)  
 T-2:23 A-2612  
 HR OSU - Canham, Mitch; McFeely, Shea

## June 4 • Corvallis, Ore.

<b>Oregon State</b>	<b>11</b>
<b>St. John's</b>	<b>1</b>

Oregon State 0 1 0 0 4 1 0 5 0 -11 14 0  
 St. John's 0 0 0 0 0 0 0 0 1 - 1 7 4  
 WP-Nickerson, Jonah (9-1)  
 LP-Wladkya, Jim (7-3)  
 T-2:54 A-2609

## June 5 • Corvallis, Ore.

<b>St. John's</b>	<b>3</b>
<b>Oregon State</b>	<b>19</b>

St. John's 0 0 0 0 0 1 2 0 0 - 3 11 0  
 Oregon State 0(13) 0 4 2 0 0 0 X -19 22 4  
 WP-Maxwell, Anton (11-1)  
 LP-Smith, Anthony (1-2)  
 T-3:14 A-2532  
 HR OSU - Anderson, Danny 2

## Corvallis Super Regional

## June 11 • Corvallis, Ore.

<b>USC</b>	<b>4</b>
<b>Oregon State</b>	<b>10</b>

USC 2 0 2 0 0 0 0 0 0 - 4 9 8  
 Oregon State 1 0 0 2 0 2 0 5 X -10 7 0  
 WP-Buck, Dallas (12-1)  
 SV-Gunderson, Kevin (14)  
 LP-Kennedy, Ian (12-3)  
 T-3:44 A-3059  
 HR OSU - Jenkins, Andy

## June 12 • Corvallis, Ore.

<b>Oregon State</b>	<b>8</b>
<b>USC</b>	<b>9</b>

## 10 Innings

Oregon State 0 0 0 2 1 2 3 0 0 0 - 8 10 4  
 USC 0 0 0 0 2 1 0 2 3 1 - 9 16 1  
 WP-Koss, Paul (4-1)  
 LP-Gunderson, Kevin (6-3)  
 T-4:14 A-3068  
 HR OSU - Anderson, Danny; Canham, Mitch; Gipson, Ryan  
 HR USC - Clement, Jeff

## 2005 Postseason Statistics

Player	AVG	G/GS	AB	R	H	RBI	2B	3B	HR	BB	SO	SB-ATT	SLG	OBA
Jenkins, Andy	.459	8/8	37	9	17	13	2	2	2	0	0	0-0	.784	.475
Canham, Mitch	.353	8/8	34	10	12	9	3	0	2	3	6	1-1	.618	.421
Ellsbury, Jacoby	.351	8/8	37	11	13	6	2	1	0	6	7	5-5	.459	.442
Gipson, Ryan	.333	8/8	24	4	8	7	2	0	1	2	4	2-2	.542	.393
Campos, Chris	.333	5/1	6	1	2	0	0	0	0	2	0	0-0	.333	.500
Kunda, Chris	.333	7/0	3	0	1	2	0	0	0	1	0	0-0	.333	.500
Gillespie, Cole	.321	8/8	28	5	9	4	1	0	0	4	3	1-1	.357	.429
Lissman, Mike	.300	6/2	10	0	3	0	0	0	0	2	1	0-1	.300	.462
McFeely, Shea	.290	8/8	31	8	9	8	3	0	1	4	9	1-1	.484	.378
Anderson, Danny	.286	6/3	14	5	4	6	0	0	3	2	4	0-0	.929	.375
Barney, Darwin	.281	8/8	32	6	9	4	1	0	0	6	5	1-2	.313	.410
Graham, Tyler	.206	8/8	34	5	7	4	0	0	0	3	8	2-3	.206	.270
Wagner, Geoff	.000	3/1	3	1	0	0	0	0	0	1	1	0-0	.000	.250
Lechelt, Lonnie	.000	2/0	0	1	0	0	0	0	0	0	0	0-0	.000	.000
Priseman, Casey	.000	1/0	0	0	0	0	0	0	0	0	0	0-0	.000	.000
<b>Totals</b>	<b>.321</b>	<b>8/8</b>	<b>293</b>	<b>66</b>	<b>94</b>	<b>62</b>	<b>14</b>	<b>3</b>	<b>9</b>	<b>36</b>	<b>48</b>	<b>13-16</b>	<b>.481</b>	<b>.406</b>

Pitcher	ERA	W-L	SV	G/GS	CG	SH	IP	H	R	ER	BB	SO	AVG	HR
Joslyn, Kevin	0.00	0-0	0	1/0	0	0	1.0	1	0	0	0	2	.250	0
Nickerson, Jonah	2.11	1-1	0	3/3	1	0	21.1	21	6	5	2	18	.250	0
Gunderson, Kevin	2.61	1-2	1	5/0	0	0	10.1	10	5	3	2	11	.270	1
Buck, Dallas	2.86	1-0	1	4/3	0	0	22.0	18	10	7	13	9	.231	0
Maxwell, Anton	4.09	1-0	0	2/2	0	0	11.0	11	6	5	7	3	.244	1
Kunz, Eddie	4.50	1-0	0	4/0	0	0	4.0	4	2	2	3	6	.250	1
Fogle, Nate	16.88	0-0	0	3/0	0	0	2.2	6	6	5	1	2	.462	0
<b>Totals</b>	<b>3.36</b>	<b>5-3</b>	<b>2</b>	<b>8/8</b>	<b>1</b>	<b>0</b>	<b>72.1</b>	<b>71</b>	<b>35</b>	<b>27</b>	<b>28</b>	<b>51</b>	<b>.256</b>	<b>3</b>

## June 13 • Corvallis, Ore.

<b>USC</b>	<b>8</b>
<b>Oregon State</b>	<b>10</b>

USC 0 0 3 0 0 4 0 1 0 - 8 6 1  
 Oregon State 2 1 2 0 2 1 2 0 X -10 17 0  
 WP-Kunz, Eddie (2-0)  
 SV-Buck, Dallas (1)  
 LP-Schlack, Ryan (0-2)  
 T-4:00 A-2750  
 HR OSU - Jenkins, Andy  
 HR USC - Clement, Jeff

## College World Series

## June 18 • Omaha, Neb.

<b>Oregon State</b>	<b>1</b>
<b>Tulane</b>	<b>3</b>


Oregon State 1 0 0 0 0 0 0 0 0 - 1 6 0  
 Tulane 0 0 0 0 0 0 2 1 X - 3 8 0  
 WP-Owings, Micah (12-4)  
 SV-Latham, Daniel (13)  
 LP-Nickerson, Jonah (9-2)  
 T-2:43 A-20345  
 HR TUL - Southard, Nathan

## June 20 • Omaha, Neb.


<b>Baylor</b>	<b>4</b>
<b>Oregon State</b>	<b>3</b>

## 10 Innings

Baylor 0 0 0 2 1 0 0 0 0 1 - 4 10 1  
 Oregon State 0 2 0 0 1 0 0 0 0 0 - 3 9 2  
 WP-Mandel, Jeff (4-0)  
 LP-Gunderson, Kevin (6-4)  
 T-3:50 A-13000



Above: Shea McFeely. Below: Dallas Buck







## 1952 CWS Participants OSU Makes First CWS Trip

Oregon State made its first foray into an NCAA postseason in 1952, and the Beavers also advanced to the College World Series for the first time. Oregon State lost in two games in their inaugural trip to Omaha, but came away with a positive first experience at Omaha Stadium.

The Beavers opened the year by winning the Pacific Coast Conference title and then swept Fresno State in the Western Regional in Corvallis.

"The team of '52 was an exceptional collection of raw talent as I look back today," pitcher Alex Goedhard said years later. "I say raw talent because we had no specialty training. There were no coaches specializing in hitting, fielding, outfield or pitching. There were no physical training regimens for players targeting playing positions outside of daily routine practice. There was no or very little scouting of opposing teams and players."

- At the Western Regional, on June 7, the Beavers hosted Fresno State in front of a crowd of 4,600, the largest attendance figure to date at what is now Goss Stadium at Coleman Field.

- Oregon State began the season on a high note, winning its first seven games and nine of 10.

- The Beavers had just three losing streaks of two games, with the final one coming in Omaha. Oregon State did not lose consecutive games at home the entire season.

- The 27 victories posted by the Beavers in 1952 set a school single-season record. That record was not surpassed until the 1975 team won 28 games.

- Ralph Coleman was in the midst of his third stint with the team and had another 14 years before ending his illustrious career. Coleman's two victories in the postseason do not count toward his overall career record, but merely add to 561 victories, then a school record.

- Oregon State's appearance in Omaha was significant as it was only the sixth-ever College World Series held. The Beavers opened against Duke in just the second-ever meeting between the schools in any sport; the first was in the 1942 Rose Bowl.

- Oregon State used what is now an unusual mode of transportation to arrive in Omaha. The team traveled to Omaha by train on the Union Pacific streamliner City of Portland. The Beavers arrived just after 3 a.m. on a Wednesday.

- Oregon State was the fourth team of what is now known as the Pac-10 to advance to the College World Series. California, USC and Washington State all advanced to Omaha before the Beavers' first trip in 1952.

- The games were played at what was then known as Omaha Stadium; it is now known as Rosenblatt Stadium. This marked the third year the CWS was held at Rosenblatt.

- Twenty-seven of the 34 players (79.4 percent) listed on the roster hailed from the state of Oregon.

- Oregon State won its first-ever Pacific Coast Conference Championship in 1952. The Beavers defeated USC in two games; winning game one, 12-10, and taking game two, 5-4, with both contests being played in Corvallis.

- Dwane Helbig became Oregon State's first All-American in 1952 when the American Baseball Coaches Association named him to the second team. He batted .418 with three home runs and 10 RBI in PCC Northern Division games.

- Bailey Brem and Jay Dean, who were both on the 1952 team, earned All-American honors in 1953 and 1954, respectively. Dean was an All-American in 1955 as well. He was OSU's first two-time All-American.

### 1952 Roster

No.	Pitchers	Yr.	B-T	Ht.	Wt.	Hometown
14	Bud Berg	Sr.	R-R	6-2	190	Portland, Ore.
	Ralph Coleman Jr.	Jr.	L-L	6-0	155	Corvallis, Ore.
13	Bailey Brem	Jr.	R-R	6-3	185	Portland, Ore.
16	Alex Goedhard	Sr.	R-R	6-2	175	Pasadena, Calif.
2	Don Hopp	Fr.	R-R	6-2	175	Oregon City
	Jim Niernan	So.	R-L	6-0	175	Hillsboro, Ore.
20	Norb Wellman	So.	R-R	6-4	205	Mt. Angel, Ore.
9	Don White	Sr.	R-L	6-1	160	Portland, Ore.
No.	CATCHERS	Yr.	B-T	Ht.	Wt.	Hometown
	Jack Smith	So.	R-R	5-10	180	Ontario, Ore.
11	Jack Stephenson	Fr.	R-R	5-11	172	Tigard, Ore.
19	John Thomas	Sr.	R-R	6-3	215	Newark, N.J.
	Bill Turner	Jr.	R-R	5-9	175	Portland, Ore.
No.	Infielders	Yr.	B-T	Ht.	Wt.	Hometown
	Jack Bowen	Fr.	R-R	5-10	172	Nyssa, Ore.
3	Bobby Buob	Fr.	R-R	5-8	158	Union, N.J.
17	Jay Dean	Fr.	R-L	6-5	210	Nampa, Ida.
	Mel Ediger	So.	R-R	6-0	175	Dallas, Ore.
5	Chuck Fisk	Fr.	R-R	6-0	170	Portland, Ore.
	Connie Holzgang	So.	R-R	5-11	160	Medford, Ore.
10	Cub Houck	Sr.	R-R	6-0	185	Salem, Ore.
4	Danny Johnston	Jr.	R-R	5-11	175	Whittier, Calif.
	Johnny Rearden	Sr.	R-R	5-11	160	Corvallis, Ore.
15	Jim Ruggles	Fr.	L-R	6-0	170	Portland, Ore.
	Doug Wray	Fr.	R-R	5-9	150	The Dalles, Ore.
	Jim Walker	So.	L-L	5-10	155	L-Beach, Calif.
No.	Outfielders	Yr.	B-T	Ht.	Wt.	Hometown
8	Pete Goodbrod	Sr.	L-R	5-10	160	Salem, Ore.
7	Dwane Helbig	So.	R-R	6-0	195	Portland, Ore.
	Jim Jenks	Jr.	R-R	6-0	168	Albany, Ore.
	Ralph Krafve	Sr.	L-R	6-2	185	Portland, Ore.
12	Ed Nelson	Sr.	R-R	5-10	165	Corvallis, Ore.
	Jack Pinion	So.	R-R	5-10	195	Reedsport, Ore.
18	Bud Shirlcliff	Jr.	R-R	6-3	200	M-Creek, Ore.
	Dick Wilson	Fr.	L-L	5-11	165	Nyssa, Ore.
	Jim Withrow	Fr.	R-R	5-10	160	Van Nuys, Calif.
	Bob Thoman	Jr.	R-R	6-4	175	Corvallis, Ore.

**Head Coach:** Ralph Coleman  
**Assistant Coach:** Paul Valenti  
**Manager:** Ken Boshears

# COLLEGE WORLD SERIES

•

**8 TOP  
COLLEGE  
TEAMS**

•

**The ROSE BOWL of COLLEGE BASEBALL**

## OMAHA STADIUM

### June 12-13-14-15-16

Get Tickets Now at **RUSSELL SPORTS**, 1816 Farnam Street, Omaha

## 2010 NCAA Postseason - OSU Championship History

The 2009 NCAA Postseason will feature, as always, the nation's top 64 teams. Sixteen four-team regionals will be held June 4-7, followed by eight Super Regionals, featuring the top 16 teams remaining who advanced past the regionals. The 2010 College World Series will be played June 19-30 at Omaha's Rosenblatt Stadium.

The Pacific-10 Conference holds the record with 26 World Series titles, followed by the Big 12 Conference at 10 and the Big Ten at six. A Pac-10 team has finished as national champions or runner-up in six of the last 11 years. At least one Pac-10 player has been named to the All-College World Series team since 1997.

In 2006 and 2007, the Pac-10 had 11 players named to the All-CWS Team, and each one was an Oregon State Beaver. In 2006, Jonah Nickerson was named the Most Outstanding Player after the Beavers captured their first national title. In 2007, Jorge Reyes claimed the honor as OSU won its second straight title.

Oregon State is one of just five schools nationally to win back-to-back national titles, and one of three from the Pac-10. USC won five straight titles from 1970-74. Stanford won two straight from 1987-88, followed nearly 20 years later by the Beavers. Texas won consecutive titles from 1949-1950 and LSU became the fourth club to accomplish the feat, doing so in 1996 and 1997.

### 2010 NCAA Postseason Schedule

June 4-7: NCAA Regionals (campus sites)

June 11-14: NCAA Super Regionals (campus sites)

June 19-30: NCAA College World series (Omaha's Rosenblatt Stadium)

*Note: Campus sites for the NCAA Regionals will be announced the day prior to the NCAA selection process. Super Regional sites will be announced the day after the regionals' completion.*



## Oregon State In The Postseason

**All-Time Record:** 34-20 (.629)

**NCAA Regional Record:** 17-13 (.567)

**NCAA Super Regional Record:** 6-1 (.857)

**NCAA CWS Record:** 11-6 (.647)

**NCAA Appearances (10):** 1952, 1962, 1963, 1983, 1985, 1986, 2005, 2006, 2007, 2009

**Super Regional Appearances (3):** 2005, 2006, 2007

**College World Series Appearances (4):** 1952, 2005, 2006, 2007

### Head Coaches And The Postseason

Coach	Overall	Reg.	Super	CWS
Ralph Coleman	3-6	3-4	0-0	0-2
Jack Riley	2-6	2-6	0-0	0-0
Pat Casey	29-8	12-3	6-1	11-4

### Postseason Superlatives

**Most Runs:** 19, vs. St. John's (6/5/05)

**Most Runs Allowed:** 17, vs. Stanford (5/24/85)

**Fewest Runs:** 0, vs. Stanford (5/27/83)

**Fewest Runs Allowed:** 0, 5 times

**Win Streak:** 10 games (6/4-6/24/07)

**Most Wins (Pitcher):** 5; Stutes, Nickerson

**Largest Attendance (Reg.):** 4,600 (6/7/52)

**Largest Attendance (Super):** 3,284 (6/10/07)

**Largest Attendance (CWS):** 30,335 (6/21/06)

## 2009 Oregon State Postseason Statistics Fort Worth Regional

### Batters

Player	AVG	G/GS	AB	R	H	RBI	2B	3B	HR	BB	SO	SB-ATT	SLG	OBA
Folsom, Rob	1.000	1/0	1	0	1	0	0	0	0	0	0	0-0	1.000	1.000
Bell, Carter	.600	2/1	5	2	3	2	1	0	0	0	1	0-0	.800	.600
Kahalehoe, Koa	.529	4/4	17	3	9	7	1	0	0	1	1	0-1	.588	.556
Ortiz, Ryan	.467	4/4	15	5	7	3	0	0	1	4	3	0-0	.667	.579
Santos, Adalberto	.357	4/4	14	5	5	0	0	1	0	5	3	2-3	.500	.526
Norris, Jared	.300	3/3	10	2	3	4	1	0	0	1	2	0-0	.400	.417
Tommasini, John	.286	4/4	14	1	4	4	1	1	0	0	5	0-0	.500	.286
Romero, Stefen	.267	4/4	15	2	4	5	1	0	0	2	2	0-0	.333	.353
Miller, Michael	.176	4/4	17	2	3	1	1	0	0	0	3	0-0	.235	.263
Wong, Joey	.143	4/4	14	3	2	1	1	0	0	3	4	1-1	.214	.333
Wallace, John	.143	4/4	14	1	2	0	0	0	0	3	3	0-0	.143	.294
Lotti, Logan	.000	1/0	1	0	0	0	0	0	0	0	1	0-0	.000	.000
Casey, Brett	.000	2/0	0	1	0	0	0	0	0	2	0	0-0	.000	1.000
<b>Totals</b>	<b>.314</b>	<b>4/4</b>	<b>137</b>	<b>27</b>	<b>43</b>	<b>27</b>	<b>7</b>	<b>2</b>	<b>1</b>	<b>21</b>	<b>28</b>	<b>3-5</b>	<b>.416</b>	<b>.420</b>

### Pitchers

Player	ERA	W-L	SV	G/GS	CG	SH	IP	H	R	ER	BB	SO	AVG	HR
Grbavac, Mark	0.00	0-0	0	2/0	0	0	1.0	2	0	0	0	0	.400	0
Sitton, Kraig	0.00	0-0	0	1/0	0	0	0.2	0	0	0	0	1	.000	0
Gaviglio, Sam	1.59	1-0	0	1/1	0	0	5.2	6	1	1	2	6	.273	1
Robles, Tanner	2.45	0-0	0	1/1	0	0	3.2	2	1	1	3	4	.182	0
Reyes, Jorge	3.00	1-0	0	1/1	1	0	9.0	10	5	3	1	6	.263	1
Osich, Josh	3.00	0-0	0	2/0	0	0	3.0	1	1	1	5	4	.125	0
Waldron, Tyler	10.38	0-1	0	1/1	0	0	4.1	9	6	5	3	4	.474	1
Rhoderick, K.	15.43	0-1	0	2/0	0	0	2.1	5	4	4	1	4	.417	1
Nygren, James	15.75	0-0	0	1/0	0	0	4.0	7	7	7	1	1	.368	0
Gorton, Ryan	20.25	0-0	0	2/0	0	0	1.1	6	3	3	1	0	.600	0
Peavey, Greg	81.00	0-0	0	1/0	0	0	0.1	3	3	3	0	0	.750	0
<b>Totals</b>	<b>7.13</b>	<b>2-2</b>	<b>0</b>	<b>4/4</b>	<b>1</b>	<b>0</b>	<b>35.1</b>	<b>51</b>	<b>31</b>	<b>28</b>	<b>17</b>	<b>30</b>	<b>.340</b>	<b>4</b>

### All-Time Versus Opponents

Coach	Overall	Reg.	Super	CWS
Arizona State	1-0	0-0	0-0	1-0
Arkansas	1-1	1-1	0-0	0-0
Baylor	0-1	0-0	0-0	0-1
Cal-State Fullerton	1-0	0-0	0-0	1-0
Duke	0-1	0-0	0-0	0-1
Fresno State	2-0	2-0	0-0	0-0
Georgia	1-0	0-0	0-0	1-0
Hawaii	1-0	1-0	0-0	0-0
Kansas	1-0	1-0	0-0	0-0
Miami (Fla.)	1-1	0-0	0-0	1-1
Michigan	2-0	0-0	2-0	0-0
North Carolina	4-1	0-0	0-0	4-1
Ohio State	1-0	1-0	0-0	0-0
Pepperdine	0-1	0-1	0-0	0-0
Rice	2-0	0-0	0-0	2-0
Richmond	1-0	1-0	0-0	0-0
Rutgers	2-0	2-0	0-0	0-0
Santa Clara	0-2	0-2	0-0	0-0
Stanford	2-3	0-3	2-0	0-0
St. John's	2-0	2-0	0-0	0-0
TCU	0-2	0-2	0-0	0-0
Texas	0-1	0-0	0-0	0-1
Texas A&M	2-0	2-0	0-0	0-0
Tulane	0-1	0-0	0-0	0-1
UC-Irvine	1-0	0-0	0-0	1-0
UC-Santa Barbara	0-1	0-1	0-0	0-0
USC	3-3	1-2	2-1	0-0
Virginia	2-1	2-1	0-0	0-0
Wright State	1-0	1-0	0-0	0-0



## Oregon State Postseason Results

### 1952

#### Western Regional - Corvallis, Ore.

Date	Result	Opponent	WP	LP	Att.
6/6/52	W, 2-1	Fresno State	White	Bolger	3,200
6/7/52	W, 8-4	Fresno State	Wellman	Bishop	4,600

#### College World Series - Omaha, Neb.

Date	Result	Opponent	WP	LP	Att.
6/12/52	L, 7-18	Duke	Lewis	Goedhard	
6/13/52	L, 1-10	Texas	Robertson	Wellman	

### 1962

#### Western Regional - Santa Clara, Calif.

Date	Result	Opponent	WP	LP	Att.
	L, 1-8	Santa Clara			
	L, 5-7	Santa Clara			

### 1963

#### Western Regional - Corvallis, Ore.

Date	Result	Opponent	WP	LP	Att.
	L, 5-6	USC			
	W, 8-6	USC			
	L, 5-7	USC			

### 1983

#### Western Regional - Stanford, Calif.

Date	Result	Opponent	WP	LP	Att.
5/27/83	L, 0-14	Stanford	Myers	Reece	2,350
5/28/83	L, 3-7	UC-Santa Barbara	Fulmer	Anderson	450

### 1985

#### Western Regional - Stanford, Calif.

Date	Result	Opponent	WP	LP	Att.
5/24/85	L, 3-17	Stanford	Ballard	Sipple	2,600
5/25/85	L, 1-6	Pepperdine	Dubar	Brundage	300

### 1986

#### Midwest Regional - Stillwater, Okla.

Date	Result	Opponent	WP	LP	Att.
5/22/86	L, 3-4	Arkansas	Peters	Brundage	1,400
5/23/86	W, 7-1	Richmond	Sipple	Richardson	1,332
5/24/86	W, 1-0	Arkansas	Hulstrom	Parker	1,307
5/24/86	L, 7-10	Stanford	Wassenaar	Lambert	1,516

**All-Regional Team:** David Brundage, OF

### 2005

#### Corvallis Regional - Corvallis, Ore.

Date	Result	Opponent	WP	LP	Att.
6/3/05	W, 4-3	Ohio State	Gunderson	Meister	2,612
6/4/05	W, 11-1	St. John's	Nickerson	Wladyka	2,609
6/5/05	W, 19-3	St. John's	Maxwell	Smith	2,532

**All-Regional Team:** Mitch Canham (Most Outstanding Player), C; Jonah Nickerson, RHP; Andy Jenkins, 1B; Shea McFeely, 3B; Tyler Graham, OF; Jacoby Ellsbury, OF; Cole Gillespie, OF

#### Corvallis Super Regional - Corvallis, Ore.

Date	Result	Opponent	WP	LP	Att.
6/11/05	W, 10-4	USC	Buck	Kennedy	3,059
6/12/05	L, 8-9	USC	Koss	Gunderson	3,068
6/13/05	W, 10-8	USC	Kunz	Schlack	2,752

#### College World Series - Omaha, Neb.

Date	Result	Opponent	WP	LP	Att.
6/18/05	L, 1-3	Tulane	Owings	Nickerson	20,345
6/20/05	L, 3-4	Baylor	Mandel	Gunderson	13,000

### 2006

#### Corvallis Regional - Corvallis, Ore.

Date	Result	Opponent	WP	LP	Att.
6/2/02	W, 5-3	Wright State	Kunz	Smith	2,587
6/3/02	W, 11-3	Kansas	Nickerson	Land	2,957
6/4/02	W, 12-3	Hawaii	Stutes	Daly	2,783

**All-Regional Team:** Chris Kunda (Most Outstanding Player), 2B; Jonah Nickerson, RHP; Darwin Barney, SS; Cole Gillespie, OF; Tyler Graham, OF

#### Corvallis Super Regional - Corvallis, Ore.

Date	Result	Opponent	WP	LP	Att.
6/10/06	W, 4-3	Stanford	Buck	Reynolds	3,173
6/11/06	W, 15-0	Stanford	Nickerson	Gallagher	3,194

#### College World Series - Omaha, Neb.

Date	Result	Opponent	WP	LP	Att.
6/17/06	L, 1-11	Miami	Maine	Buck	25,417
6/19/06	W, 5-3	Georgia	Nickerson	Westphal	17,135
6/20/06	W, 8-1	Miami	Stutes	Gutierrez	26,241
6/21/06	W, 5-0	Rice	Turpen	Crow	30,335
6/22/06	W, 2-0	Rice	Nickerson	Degerman	19,161
6/24/06	L, 3-4	North Carolina	Hovis	Paterson	26,808
6/25/06	W, 11-7	North Carolina	Gunderson	Danford	25,046
6/26/06	W, 3-2	North Carolina	Buck	Bard	18,565

**All-CWS Team:** Jonah Nickerson (Most Outstanding Player), RHP; Bill Rowe, 1B; Shea McFeely, 3B; Cole Gillespie, OF; Kevin Gunderson, LHP

### 2007

#### Charlottesville Regional - Charlottesville, Va.

Date	Result	Opponent	WP	LP	Att.
6/1/07	W, 5-1	Rutgers	Paterson	Healing	2,097
6/2/07	L, 4-7	Virginia	Lambert	Kunz	3,212
6/4/07	W, 5-2	Rutgers	Reyes	Giannini	1,984
6/4/07	W, 5-3	Virginia	Paterson	Schwimer	3,212
6/5/07	W, 7-3	Virginia	Kunz	Lambert	2,389

**All-Regional Team:** Joe Paterson (Most Outstanding Player), LHP; Jordan Lennerton, 1B; Joey Wong, 2B; Darwin Barney, SS; Lonnie Lechelt, 3B; Chris Hopkins, OF

#### Corvallis Super Regional - Corvallis, Ore.

Date	Result	Opponent	WP	LP	Att.
6/10/07	W, 1-0	Michigan	Paterson	Putnam	3,284
6/11/07	W, 8-2	Michigan	Stutes	Wilson	3,178

#### College World Series - Omaha, Neb.

Date	Result	Opponent	WP	LP	Att.
6/16/07	W, 3-2	CS-Fullerton	Reyes	Roemer	26,559
6/18/07	W, 12-6	Arizona State	Stutes	Flores	21,692
6/20/07	W, 7-1	UC-Irvine	Turpen	Bergman	29,921
6/23/07	W, 11-4	North Carolina	Reyes	White	26,887
6/24/07	W, 9-3	North Carolina	Stutes	Putkonen	25,012

**All-CWS Team:** Jorge Reyes (Most Outstanding Player), RHP; Darwin Barney, SS; Mitch Canham, C; Mike Lissman, DH; Scott Santschi, OF; Joey Wong, 2B

### 2009

#### Fort Worth Regional - Fort Worth, Texas

Date	Result	Opponent	WP	LP	Att.
5/29/09	W, 9-8	Texas A&M	Gaviglio	Raley	2,822
5/30/09	L, 1-13	TCU	Winkler	Waldron	3,269
5/31/09	W, 13-5	Texas A&M	Reyes	Ehlert	2,496
5/31/09	L, 4-5	TCU	Marshall	Rhoderick	3,191

**All-Regional Team:** Koa Kahalehoe, OF; Ryan Ortiz, C; Jorge Reyes, RHP; John Tommasini, 2B